



MANAGEMENT'S DISCUSSION AND ANALYSIS

FOR THE YEAR ENDED

DECEMBER 31, 2023

OSISKO METALS INCORPORATED
Management's Discussion & Analysis
For the year ended December 31, 2023

The following management discussion and analysis (the "MD&A") of the operations and financial position of Osisko Metals Incorporated ("Osisko Metals" or the "Company") for the year ended December 31, 2023, should be read in conjunction with Osisko Metals' audited consolidated financial statements as at and for the year ended December 31, 2023 (the "Financial Statements"). The Financial Statements have been prepared in accordance with International Financial Reporting Standards as issued by the International Accounting Standards Board ("IFRS Accounting Standard"). Consequently, all comparative financial information presented in the MD&A reflects the consistent application of IFRS.

Osisko Metals' management ("Management") is responsible for the preparation of the financial statements and other financial information relating to the Company included in this MD&A. The Board of Directors (the "Board") is responsible for ensuring that Management fulfills its responsibilities for financial reporting. In furtherance of the foregoing, the Board has appointed an Audit Committee composed entirely of independent directors. The Audit Committee meets with Management in order to discuss results of operations and the financial condition of the Company prior to making recommendations and submitting the financial statements to the Board for its consideration and approval for issuance to shareholders. The information included in the MD&A is as of March 26, 2024, the date when the Board approved the Financial Statements, following the recommendation of the Audit Committee. All monetary amounts included in this report are expressed in Canadian dollars ("CAD"), the Company's reporting and functional currency, unless otherwise noted. The MD&A contains forward-looking statements and should be read in conjunction with the risk factors described in the "Cautionary Statement Regarding Forward-Looking Statements" section.

Business Description

The Company was incorporated under the provisions of the *Business Corporations Act* (Alberta) on May 10, 2000 and obtained a listing pursuant to the policies of the TSX Venture Exchange ("TSXV") on August 22, 2001. Since May 2017, the Company is registered under the *Business Corporations Act* (British Columbia). The Company's common shares are listed under the symbol "OM" on the TSXV, under the symbol "OB5" on the Frankfurt Stock Exchange and under the symbol "OMZNF" on the OTCQX Best Market (the "OTCQX").

Osisko Metals is an exploration and evaluation company focused on base metal projects located in Canada. The Company's objective is to position itself in proven mineral jurisdictions with a rich mineral endowment, proven metallurgy, infrastructure, friendly regulatory structure and political stability. The Company's vision is to become a leading base metals development company in Canada.

The Company is a partner (as described below) for one of Canada's premier past-producing zinc mining camps, the Pine Point Project (the "Pine Point Project"), located near Hay River in the Northwest Territories ("Hay River"). On July 30, 2020, Osisko Metals filed on SEDAR+, a National Instrument 43-101, *Standards of Disclosure for Mineral Projects* ("NI 43-101") independent Preliminary Economic Assessment (the "2020 PEA" or "Pine Point PEA"), entitled "*Preliminary Economic Assessment, Pine Point Project, Hay River, North West Territories, Canada*" for the Pine Point Project. The Company also acquired, from Glencore Canada Corporation ("Glencore"), a 100% interest in the past-producing Gaspé Copper Mine (the "Gaspé Copper Project"), located near Murdochville in the Gaspé peninsula of Québec. Gaspé Copper hosts the largest undeveloped copper resource in Eastern North America, strategically located near existing infrastructure.

On December 31, 2023, Osisko Metals held an interest of 67% (100% as at December 31, 2022) in Pine Point Mining Limited ("PPML"). Effective on April 6, 2023, following the transaction described below under the "*Transaction with Appian*" heading, Osisko Metals ceased to consolidate PPML as Management determined that Osisko Metals was no longer in a position of control over PPML. Immediately after, Management determined it was able to exert joint control on PPML and subsequently accounted for its investment as a joint venture under the equity method. Accordingly, Osisko Metals' deconsolidated PPML on April 6, 2023, and started accounting for its investment in PPML using the equity method. Please refer to the "*Deconsolidation of Pine Point Mining Limited*" section of this MD&A for more details.

In this MD&A, reference to Osisko Metals or the Company is to Osisko Metals Incorporated and its subsidiaries, excluding PPML.

Highlights

From January 1, 2023 up to the date of this MD&A, the Company has advanced on the following key items:

- January 12, 2023 - announced results from the 2022 definition drilling program at the Pine Point Project.
- January 23, 2023 and April 3, 2023 - provided additional drilling results from the Gaspé Copper Project.
- February 21, 2023 - entered into an investment agreement (the "Investment Agreement") with a subsidiary of Appian Natural Resources Fund III LP ("Appian"), pursuant to which Osisko Metals and Appian have agreed to form a joint venture (the "Joint Venture") for the advancement of the Pine Point Project (the "Transaction"), subject to satisfaction of certain terms and conditions, including shareholder and TSXV approvals. The requisite shareholder and TSXV approvals were received in March 2023 and the Transaction closed on April 6, 2023.
- June 8, 2023 - Issue 2,000,000 common shares of the Company ("Common Shares") at a deemed issue price of \$0.3125 per Common Share in satisfaction of an aggregate of \$0.6 million in obligations due to Maxit Capital LP ("Maxit"), who acted as the financial advisor to the Company in connection with the Transaction with Appian.
- July 12, 2023 - completed a private placement for gross proceeds to the Company of \$3.5 million.
- July 14, 2023 - announced the completion of the acquisition of a 100% interest in Gaspé Copper Mine Project pursuant to a purchase agreement between the Company and Glencore (the "Gaspé Transaction"). In accordance with the terms of this transaction, Mr. Peter Wright was appointed to the Board as Glencore's representative.
- August 16, 2023 - announced the start of an 8,000 to 10,000-metre drilling program at the Gaspé Copper Project.
- September 5, September 28, October 12, November 13 and January 16, 2023 - announced assay results from the 2023 drilling program at Pine Point Project.
- September 15, 2023 - Mr. Robin Adair stepped down as Vice President of Exploration and transitioned to Senior Technical Advisor for PPML.
- September 22, 2023 - confirmed that as of September 30, 2023, Mr. Jeff Hussey would step down as President and Chief Operating Officer of Osisko Metals and transition full-time to PPML as Chief Executive Officer. Mr. Hussey remains as a director of the Company.
- February 22, 2024 - announced the sale of an additional 5% ownership interest in PPML to Appian for an expected payment of approximately \$8.33 million.
- February 27, 2024 - announced the creation of a technical consultation committee to assist in developing a plan for the dewatering of the Mount Copper open pit at the Gaspé Copper Project. This committee is led by Osisko Metals' new VP Environment and Sustainable Development, Dr. Ann Lamontagne.

OSISKO METALS INCORPORATED
Management's Discussion & Analysis
For the year ended December 31, 2023

Exploration and Evaluation Assets

The Company has interest in mining claims located in the Province of Québec, the Northwest Territories and the Province of New Brunswick. The Company has incurred the following expenditures on advancing its exploration and evaluation ("E&E") assets during the year ended December 31, 2023 ("YTD-2023"):

Property	Balance as at January 1, 2023	Additions (net of tax credits)	Deconsolidation of PPML	Balance as at December 31, 2023
	\$	\$	\$	\$
Quebec				
Gaspé Copper				
Mining rights	6,729	37,746,234	-	37,752,963
Exploration expenses	10,587,797	4,520,128	-	15,107,925
	<u>10,594,526</u>	<u>42,266,362</u>	<u>-</u>	<u>52,860,888</u>
New Brunswick				
Gilmour South				
Mining rights	246,713	19,510	-	266,223
Exploration expenses	-	-	-	-
	<u>246,713</u>	<u>19,510</u>	<u>-</u>	<u>266,223</u>
Key Anacon				
Mining rights	1,807,406	2,550	-	1,809,956
Exploration expenses	-	-	-	-
	<u>1,807,406</u>	<u>2,550</u>	<u>-</u>	<u>1,809,956</u>
Canadian Continental				
Mining rights	130,718	-	-	130,718
Exploration expenses	-	-	-	-
	<u>130,718</u>	<u>-</u>	<u>-</u>	<u>130,718</u>
Mount Fronsac				
Mining rights	511,464	-	-	511,464
Exploration expenses	-	-	-	-
	<u>511,464</u>	<u>-</u>	<u>-</u>	<u>511,464</u>
Other New Brunswick properties				
Mining rights	83,897	8,940	-	92,837
Exploration expenses	-	-	-	-
	<u>83,897</u>	<u>8,940</u>	<u>-</u>	<u>92,837</u>
Northwest Territories				
Pine Point				
Mining rights	26,978,739	-	(26,978,739)	-
Exploration expenses	57,633,140	11,186,713	(68,819,853)	-
	<u>84,611,879</u>	<u>11,186,713</u>	<u>(95,798,592)</u>	<u>-</u>
Summary				
Mining rights	29,765,666	37,777,234	(26,978,739)	40,564,161
Exploration expenses	68,220,937	15,706,841	(68,819,853)	15,077,925
	<u>97,986,603</u>	<u>53,484,075</u>	<u>(95,798,592)</u>	<u>55,672,086</u>

The Gaspé Copper Project

The Gaspé Copper Transaction

On March 25, 2022, Osisko Metals signed a binding term sheet with Glencore (together, with the Company, the "Parties"), with respect to a purchase agreement (the "Purchase Agreement"), which, if entered into, would provide Osisko Metals with an option (the "Gaspé Option") to acquire a 100% interest in the Gaspé Copper Project.

The Gaspé Option granted Osisko Metals the exclusive right to acquire a 100% interest in the Gaspé Copper Project, subject to the following terms:

- Incurring drilling costs of \$5.0 million to test oxidation levels within the mineralization that surrounds Mount Copper and providing a letter indicating its intent to exercise the Gaspé Option by June 30, 2022 (the "Acquisition Election Notice"); and
- Completing all necessary due diligence inquiries and negotiating any outstanding matters by the Parties.

Effective June 30, 2022, the Parties agreed to extend the time for exercise of the Gaspé Option. On July 11, 2022, Osisko Metals announced it entered into definitive documentation with Glencore for the Gaspé Option granted to the Company to acquire the Gaspé Copper Project and the Acquisition Election Notice was provided to Glencore.

On July 14, 2023, Osisko Metals closed the Gaspé Transaction. In connection with this transaction:

- Glencore was issued a US\$25.0 million senior secured convertible note (the "Convertible Note") of the Company which is convertible into units of Osisko Metals at a price of \$0.40 per unit (each, a "Unit"), comprised of one Common Share and one-half Common Share purchase warrant of the Company (each whole warrant, a "Warrant"). Each Warrant is exercisable by Glencore at an exercise price of \$0.46 per Common Share until July 14, 2026. The Convertible Note bears interest at a rate equal to the Secured Overnight Financing Rate ("SOFR") + 4%, payable annually and, subject to adjustment or acceleration in certain circumstances, all outstanding principal and interest under the Convertible Note will be repaid in full by July 14, 2026. The Convertible Note is secured against all of the present and after acquired property of the Company.
- Glencore retained a 1% net smelter returns ("NSR") royalty on the historical Mount Copper open pit and a 3% NSR royalty on all other minerals extracted from the Gaspé Copper Project.
- Osisko Metals will make a cash payment of US\$20.0 million to Glencore upon the commencement of commercial production at the Gaspé Copper Project.
- Osisko Metals is required to incur a total of \$55.0 million in exploration, development and environmental expenditures, including permitting expenditures, over a period of four years, which commenced on March 25, 2022, with a minimum of \$20.0 million to be incurred by March 25, 2024. A penalty will be payable to Glencore as a percentage of the expenditure deficit as compared to this commitment.
- Osisko Metals entered into an offtake agreement with Glencore to purchase 100% of the concentrates produced at the Gaspé Copper Project.
- The Parties entered into an investor rights agreement (the "Investor Rights Agreement"), pursuant to which Glencore has been granted certain investor rights, provided that it maintains certain ownership thresholds in the Company. Among other things, the Investor Rights Agreement provides Glencore with the right to designate one director for appointment to the board of directors of the Company, participation rights in future equity issuances, piggyback registration rights and the right to maintain its pro-rata position in Osisko Metals.
- Assumption of environmental rehabilitation obligations in favor of the Minister of Natural Resources and Forests for \$5,300,000 and the Town of Murdochville for \$766,737.

Upon conversion of the Convertible Note by Glencore, Glencore may hold, on a post-conversion basis, such number of Common Shares and Warrants that would exceed 20% of the pro forma issued and outstanding Common Shares, both on a non-diluted and partially-diluted, post-conversion basis, thus resulting in Glencore becoming a Control Person (as such term is defined in the policies of the TSXV) of the Company. Accordingly, in accordance with the policies of the TSXV, the disinterested shareholders of the Company were required to approve Glencore as a Control Person of the Company, which approval was obtained at a meeting of shareholders held on June 23, 2022. For more information, please refer to the management information circular of the Company dated May 11, 2022, a copy of which is available on SEDAR+ (www.sedarplus.ca).

In accordance with the terms of the Investor Rights Agreement, Mr. Peter Wright was appointed to the Board. Mr. Wright has served as Director and Vice President, Legal, with Glencore since 2018, having joined the company in 2014.

Gaspé Copper Project Inferred Mineral Resource Estimate

On June 13, 2022, the Company filed a technical report in accordance with NI 43-101 in connection with the initial Inferred Mineral Resource Estimate (the "Initial MRE") at Mount Copper as part of the Gaspé Copper Project (see press release dated April 28, 2022, entitled, "Osisko Metals Announces Maiden Resource at Gaspé Copper - Inferred Resource of 456Mt Grading 0.31% Copper"). This resource is pit-constrained to mineralization surrounding the past-producing Mount Copper open pit mine ("Mount Copper Expansion Project") and uses a base case of US\$3.80/lb copper and a lower cut-off grade of 0.16% sulphide copper.

It was estimated using data from historical drilling completed between the 1960's and 2019 and the Initial MRE base case is as follows:

Classification	Tonnage	Grade Copper		Strip Ratio	Contained Copper Metal	
		Total (%)*	Sulphide (%)		Pounds	Metric Tonnes
Inferred	456 Mt	0.351	0.310	1.98	3,113,000,000	1,412,000

1. The independent Qualified Person ("QP"), in accordance with NI 43-101 standards, and for the Initial MRE statement is Yann Camus, Eng., SGS Canada Inc. ("SGS").
2. The effective date is April 12, 2022.
3. CIM (2014) definitions were followed for Initial MRE.
4. No economic evaluation of the Initial MRE has been produced.
5. SGS is not aware of any known environmental, permitting, legal, title-related, taxation, socio-political, marketing or other relevant issues that could materially affect the Initial MRE.
6. *Total copper includes acid-soluble oxidized copper plus sulphide copper. Contained copper includes sulphide copper only.

Highlights:

- At 1.41 million tonnes (3.1 billion pounds) of contained copper, the Mount Copper Expansion Project hosts the largest undeveloped copper resource in Eastern North America, strategically located near existing infrastructure.
- Mineralization surrounds the former open pit mine periphery with a strip ratio currently estimated at 1.98.
- The Whittle pit-constrained Initial MRE is limited to the sulphide copper mineralization only that surrounds the Mount Copper historical open pit. Oxide mineralization levels are being evaluated to reduce what could be considered as waste.
- The 30,000 metre ("m") drill program may reduce the strip ratio, or the oxide/sulphide ratio in the resource model that would improve the sulphide grade. Additionally, the potential for by-product silver and molybdenum exists and will be defined with this drill program.

Drill Results at Gaspé Copper Project

The Company announced the commencement of a drill program (the "2022 Program") on April 12, 2022. Results from this drill program were announced in the following press releases:

- August 4, 2022, entitled, "Osisko Metals Reports First Infill Drill Results at Gaspé Copper";
- October 27, 2022, entitled, "Osisko Metals Reports Additional Infill Drill Results at Gaspé Copper Including 102.0 m of 0.57% Copper and 2.20 gpt Silver".

On January 24, 2023, Osisko Metals announced additional drilling results from the Gaspé Copper Project. Twelve of the eighteen holes being reported were collared on the periphery of the existing Mount Copper open pit and utilized controlled directional drilling techniques, including one long drill hole that was flattened at shallow dips to crosscut the higher-grade mineralization below the existing open pit.

Highlights include:

- Drill hole 30-1005, drilled at shallow angle towards the northwest under the existing pit, intersected 1,011.0 m grading 0.46% Cu, 3.19 g/t Ag, and 0.02% Mo, including a higher-grade intersection in the core of the deposit of 312.0 m grading 0.76% Cu, 4.79 g/t Ag and 0.04% Mo. The true horizontal width of the modelled mineralized shell in this area is 924 m. This long directional hole matched the limits of the modelled mineralized envelope but exceeded the expected copper grades.
- Drill hole 30-984A was collared on Mount Copper and intersected 235.5 m grading 0.43% Cu, 2.98 g/t Ag, and 0.04% Mo. This hole extended mineralization by 180.0 m beyond the lower limit of the modelled mineralized shell.
- Drill hole 30-997 was collared on the eastern margin of the existing pit and intersected 567.0 m grading 0.25% Cu, 1.90 g/t Ag, and 0.01% Mo. This hole matched the limits of the modelled mineralized shell.
- Drill hole 30-1000A, collared outside the mineralized shell on the eastern margin of the pit, intersected 399.0 m grading 0.28% Cu, 1.61 g/t Ag, and 0.03% Mo. This hole extended mineralization by 260.0 m beyond the lower limit of the modelled mineralized shell.
- Drill hole 30-1001, collared outside the mineralized shell on the eastern margin of the pit, intersected 330.5 m grading 0.34% Cu, 2.32 g/t Ag, and 0.03% Mo. This hole matched the limits of the modelled mineralized shell.
- Drill hole 30-1012, collared outside the mineralized shell on the northern margin of the pit, intersected 238.0 m grading 0.51% Cu, 3.43 g/t Ag, and 0.02% Mo. This hole was stopped within the modelled mineralized shell as historical drill data is available at depth to the lower limit of the shell.
- Drill hole 30-1020, collared on the southern margin of the pit within the modelled mineralized shell, intersected 601.5 m grading 0.34% Cu, 1.34 g/t Ag, and 0.02% Mo. This hole extended mineralization by 175.0 m beyond the lower limit of the modelled mineralized shell.
- Drill hole 30-1021A, collared on the southwestern margin of the pit within the modelled mineralized shell, intersected 138.7 m grading 0.43% Cu and 1.22 g/t Ag (<0.01% Mo), followed by an additional deeper intersection of 366.0 m grading 0.25% Cu, 1.82 g/t Ag, and 0.03% Mo. This drill hole extended mineralization by 200.0 m beyond the lower limit of the modelled mineralized shell.

Table 1: Composites of intersected Mineralization

Hole Name	Area	From	To	Intersection	Cu	Ag	Mo
		(m)	(m)	(m)	%	g/t	%
30-0984A*	Mount Copper	351.0	519.0	168.0	0.28	2.23	0.02
	And	529.5	765.0	235.5	0.43	2.98	0.04
30-0997	East Margin	51.0	93.0	42.0	0.19	2.86	<0.01
	And	160.5	727.5	567.0	0.25	1.90	0.01
30-1000	East Margin	298.5	399.0	100.5	0.53	3.95	0.02
	And	409.5	438.0	28.5	0.18	1.45	<0.01
30-1000A*	East Margin	391.5	409.5	18.0	0.21	2.14	0.02
	And	553.5	952.5	399.0	0.28	1.61	0.03
30-1001	East Margin	462.5.0	560.0	97.5	0.22	4.05	<0.01
	And	584.0	914.5	330.5	0.34	2.32	0.03
	And	958.0	986.5	28.5	0.26	1.71	<0.01
	And	1025.5	1043.5	18.0	0.24	1.08	0.02
30-1005	Mount Copper	90.00	174.0	84.0	0.26	1.63	<0.01
	And	225.0	1236.0	1011.0	0.46	3.19	0.02
	(including)	733.5	1045.5	312.0	0.76	4.79	0.04
30-1009	NW Margin	246.0	261.0	15.0	0.24	1.79	<0.01
	And	274.5	448.5	174.0	0.39	1.60	0.02
30-1011	NW Margin	279.0	496.5	217.5	0.48	2.44	0.02
30-1012	N Margin	399.0	637.0	238.0	0.51	3.43	0.02
30-1016*	S Margin	33.0	106.5	73.50	0.18	1.03	<0.01
	And	271.5	559.5	288.0	0.27	2.02	0.02
30-1017	S Margin	10.5	55.5	45.0	0.30	0.72	<0.01
	And	93.0	109.5	16.5	0.16	0.75	<0.01
	And	273.0	322.5	49.5	0.17	1.44	0.04
30-1018*	SW Margin	4.5	70.5	66.0	0.31	0.60	<0.01
	And	102.0	157.5	55.5	0.26	1.02	<0.01
	And	180.0	196.5	16.5	0.18	1.15	<0.01
30-1019	SW Margin	9.0	220.5	211.5	0.26	1.02	<0.01
	And	247.5	259.5	12.0	0.17	1.01	<0.01
	And	339.0	499.5	160.5	0.21	1.40	0.02

OSISKO METALS INCORPORATED
Management's Discussion & Analysis
For the year ended December 31, 2023

Hole Name	Area	From	To	Intersection	Cu	Ag	Mo
		(m)	(m)	(m)	%	g/t	%
30-1020*	SW Margin	39.0	640.5	601.5	0.34	1.34	0.02
30-1021A*	SW Margin	47.4	186.0	138.7	0.43	1.22	<0.01
	And	198.0	226.5	28.5	0.17	0.76	<0.01
	And	246.0	282.0	36.0	0.17	1.54	<0.01
	And	303.0	327.0	24.0	0.19	1.29	0.01
	And	348.0	714.0	366.0	0.25	1.82	0.03
	And	726.0	753.0	27.0	0.20	1.72	<0.01
30-1024*	W Margin	153.0	279.0	126.0	0.20	0.79	<0.01
	And	300.0	357.0	57.0	0.18	0.78	0.01
	And	414.0	487.50	73.5	0.28	1.16	0.02
	And	507.0	726.0	219.0	0.24	1.35	0.02
30-1026*	W Margin	115.5	150.0	34.5	0.27	1.25	<0.01
	And	192.0	502.0	310.0	0.27	1.10	0.02
	And	757.00	779.5	22.5	0.27	2.52	0.02
	And	832.0	1012.0	180.0	0.28	1.78	0.02
	And	1036.00	1102.00	66.0	0.17	1.10	0.03

Intersections marked with an asterisk in the above table extended mineralization beyond the Initial MRE block model and hence may add to the next resource estimate update. Intersections of less than 10.0 m are not reported. The maximum internal dilution of reported intersections (below calculated composites of 10.5 m grading minimum of 0.16% Cu) is 5.0 m.

The start of mineralization in many of the holes is relatively deep as they were collared well outside the block model envelope (modelled mineralized shell) in order to reach desired targets within the model. DDH 30-996A was collared on the eastern margin of the pit, outside of the block model, and failed at a depth of 108 m.

The pit-constrained Initial MRE established that mineralization extends well beyond the existing Mount Copper open pit. The results in Table 1 help to confirm the historical assays and provide closer drill spacing in preparation for upcoming economic studies. Eight of the eighteen drill holes have extended mineralization beyond the current modelled pit shell used for the MRE.

On April 3, 2023, the Company announced the final drilling results from the 2022 Program at the Gaspé Copper Project. Five of the six holes reported (see Table 2) were collared along the periphery of the historical Mount Copper open pit, including one low-angle directional drill hole (30-1003) oriented to crosscut the higher-grade mineralization located below the bottom of the existing open pit, and one hole (30-992) was collared on the eastern flank of Mount Copper.

Highlights include:

- Drill hole 30-1003, drilled shallowly towards the west under the existing pit, intersected 300.0 m grading 0.55% Cu, 3.59g/t Ag, and 0.02% Mo, followed by an additional 244.5 m grading 0.32% Cu, 1.41g/t Ag, and 0.02% Mo. This drill hole extended mineralization beyond the lower limit of the current block model by 107 m.
- Drill hole 30-0998A, drilled shallowly towards the west under the existing pit, intersected 255.0 m grading 0.34% Cu, 2.73g/t Ag, and 0.02% Mo. This hole ended within the limit of the block model and met the expected grades.
- Drill hole 30-1010, drilled towards the south under the existing pit, intersected 304.5 m grading 0.54% Cu, 3.43g/t Ag, and 0.04% Mo. This drill hole extended mineralization 122 m above the block model and ended in weak mineralization, extending 56 m beyond the lower limit of the block model.
- Drill hole 30-1015, drilled towards the east between Mount Copper and the existing pit intersected 300.0 m grading 0.18% Cu, 1.10g/t Ag, and 0.01% Mo, followed by an additional 150.0 grading 0.33% Cu, 2.40g/t Ag, and 0.02% Mo. This drill hole extended mineralization beyond the lower limit of the block model by 117 m.

Table 2 – Composites of Intersected Mineralization

Hole Name	Area	From	To	Intersection	Cu	Ag	Mo
		(m)	(m)	(m)	%	g/t	%
<u>30-1003</u>	East Margin	352.50	444.00	91.50	0.38	3.96	<0.01
	And	474.00	774.00	300.00	0.55	3.59	0.02
	And	798.00	861.00	63.00	0.22	1.08	0.02
	And	954.00	1198.50	244.50	0.32	1.41	0.02
	And	1216.50	1246.50	30.00	0.23	1.48	<0.01
<u>30-0986</u>	South Margin	40.50	132.00	91.50	0.23	4.53	<0.01
	And	181.50	261.00	79.50	0.19	1.75	0.01
<u>30-0992</u>	Mount Copper	87.00	126.00	39.00	0.53	2.32	<0.01
	And	265.50	282.00	16.50	0.25	2.38	<0.01
30-0998A	East Margin	87.00	112.50	25.50	0.42	4.16	<0.01
	And	196.50	253.50	57.00	0.25	2.12	<0.01
	And	294.00	312.00	18.00	0.23	1.44	0.03
	And	337.50	592.50	255.00	0.34	2.73	0.02
<u>30-1010</u>	Northwest Margin	352.50	657.00	304.50	0.54	3.43	0.04
<u>30-1015</u>	South Margin	16.50	316.50	300.00	0.18	1.10	0.01
	And	356.00	506.00	150.00	0.33	2.40	0.02

**Intersections underlined in the above table extended mineralization beyond the 2022 MRE block model.*

***Intersections of less than 10.0 m are not reported. The maximum internal dilution of reported intersections (below calculated composites of 10.5 m grading minimum of 0.16% Cu) is 5.0 m.*

Drill hole 30-0998 intersected minor mineralization and failed in a rubble zone at a depth of 214.5 m. It was re-drilled as hole 30-0998A. Drill hole 30-1003 was drilled perpendicular to well-developed NNW-striking joint set to test potential higher-grade mineralization associated with these joints under the historical pit. This drill hole intersected 300 m of higher-grade mineralization that was cross-cut by poorly mineralized, late-stage quartz-feldspar porphyry dykes. Drill hole 30-998A was also drilled perpendicular to the NNE joint set and returned 255 m of average-grade mineralization. Drill hole 30-1010 was collared at the northern margin of the pit and was oriented sub-parallel to the NNE joint set, also intersecting higher grades over 304 m. Five of the six drill holes extended mineralization beyond the current block model used for the Initial MRE. The porphyry-skarn style stockwork mineralization at Mount Copper is characterized by large, continuous copper mineralization radiating from the central primary source of mineralizing fluids known as the Mount Copper Dyke Swarm.

On August 16, 2023, the Company announced the start of the 2023 drilling program at the Gaspé Copper Project. The 8,000 to 10,000-metre program will focus on continued infill drilling of the Inferred Mineral Resource of the Mount Copper open pit deposit and will also begin evaluation of remaining higher-grade (2% to 4% Cu) skarn mineralization of the underground E Zone.

The Company anticipates issuing an updated, NI 43-101 compliant, pit-constrained Mineral Resource Estimate for the Mount Copper deposit in the last quarter of 2023, which will be based on historical drilling data from Noranda (until 1998), and more recently from Xstrata and Glencore Canada (2011 to 2019), as well as Osisko Metals' 2022 and 2023 drill results.

The expansion of the Mount Copper open pit was evaluated by Noranda in the 1980's but did not proceed due to the presence of the copper smelter located on the pit perimeter. Mining operations ceased in 1999 and the smelter closed in 2002. Since then, the entire mine, mill and smelter complex was dismantled and the site has been on care and maintenance. With the smelter gone, potential expansion of the Mount Copper pit is possible and this will be the focus of the Company's resource evaluation in the context of rising copper prices.

Osisko Metals also announced the launch of a metallurgical testing program for the Mount Copper deposit, which will include approximately 200 batch tests and 18 lock-cycle tests from eighteen 30-kilogram samples taken from drill core sample rejects from the drill program completed in 2022, in order to establish copper, silver and molybdenum recoveries. In addition, 16 grinding tests will be performed from corresponding half core samples.

In addition, the Company started field work in August 2023 for Phase 1 Environmental Assessment of the Gaspé Copper Project. Field work will focus on the evaluation of the drainage system at the eastern portion of the mine site in view of obtaining permits in 2024 to begin dewatering of the Mount Copper open pit, to allow for in-pit geotechnical drilling as soon as possible.

Mr. Jeff Hussey is the Qualified Person on the Gaspé Copper Project for Osisko Metals. He is responsible for the technical data reported above for the Gaspé Copper Project and he is a Professional Geologist registered in the Province of Québec.

Technical Consultation Committee

On February 27, 2024, the Company announced the creation of a technical consultation committee to assist in developing a plan for the dewatering of the Mount Copper open pit at the Gaspé Copper Project. This committee is led by the Company's new VP Environment and Sustainable Development, Dr. Ann Lamontagne.

Since closure and remediation of the former Gaspé Copper mine site, the Mount Copper open pit has flooded. In order to evaluate the viability of restarting open pit mining operations at the Gaspé Copper Project, the pit must be dewatered as soon as possible to allow for improved deeper in-pit resource evaluation and geotechnical drilling. Osisko Metals is committed to doing so in a responsible manner that is inclusive of environmental factors and key stakeholders in the region. Following ongoing environmental and engineering studies, the Company will elaborate a plan in collaboration with this committee and will then go through necessary steps to obtain permits from government authorities.

The consultation and technical committee is composed of professionals from various organizations, including:

- The Mi'gma'wei Mawio'mi Secretariat;
- The Société de gestion des rivières de Gaspé;
- The Conseil de l'eau du Nord de la Gaspésie;
- The Conseil Régional de l'environnement de la Gaspésie;
- A biologist who is a citizen of Murdochville

The Company's initiative to create this committee was met with positive feedback from members of the committee, and a first working session was held in December 2023. Further meetings with this committee are planned for 2024 to allow for review of the dewatering plan and receive comments before the plan is submitted to governmental authorities. The plan will be made public in order to inform the local population of mitigation measures that will be implemented.

The Company's first mandate will be to develop a sound plan for dewatering of the Mount Copper pit, while ensuring that excess water discharged into the environment will not affect the human communities and fish habitat in downstream waterways. This plan will build upon environmental studies, notably on fish and fish habitat as well as riparian vegetation, which were conducted in the fall of 2023. A geomorphological study was also carried out in 2023 to characterize stream banks and flow beds to identify erosion-sensitive areas and validate that the addition of water will not promote bank erosion. Finally, water quality analyses have been completed at the Mount Copper pit and results indicate that the water meets environmental criteria for safe discharge. Additional water quality analyses at several strategic downstream locations will also ensure that dewatering will be carried out without impacting fish and fish habitat.

The Company is committed to developing the Gaspé Copper Project in collaboration with all stakeholders in the region, while meeting the highest standards of environmental management. The establishment of this committee is an important initiative towards devising a plan that brings more environmental professionals to the table and takes stakeholders' concerns into consideration."

The Pine Point Project

Unique among mining projects in the Northwest Territories, the Pine Point Project benefits from substantial infrastructure on the former Cominco Limited ("Cominco") era mine site and in the region. This includes paved government highway road access to the site, approximately 100 km of 25-metre-wide mining haul roads on site, and an active hydroelectric power substation in the middle of the Pine Point Project. Hay River is 91 km to the west of the original Pine Point townsite via highway 5 and it is considered the economic and infrastructure "Hub of the North" benefitting from a railway head operated by the Canadian National Railway ("CN") and direct road access from Edmonton. Located 60 km to the east of the Pine Point Project, is the Hamlet of Fort Resolution that also provides services to the Pine Point Project. The NTPC Taltson Dam feeds an active hydro electrical power substation located at the former and proposed concentrator location on the property which in turn is relayed and supplies power to Hay River and Fort Resolution.

During its 24-year production history (under Cominco), over 98 deposits were identified of which 52 were mined, producing nearly 64 million tonnes of ore. While in production, it was considered as Canada's most profitable zinc-lead mine. The Company has worked to selectively convert and upgrade the more than 40 undeveloped historical deposits to conform to the disclosure requirements of NI 43-101, as well as deploy modern innovative exploration tools to identify potential targets for resource expansion.

As of March 26, 2024, five mineral claims were converted to Mining Leases. These are located in the vicinity of the proposed mill facility in the 2022 PEA. Mineral rights held by PPML in the Northwest Territories are as follows:

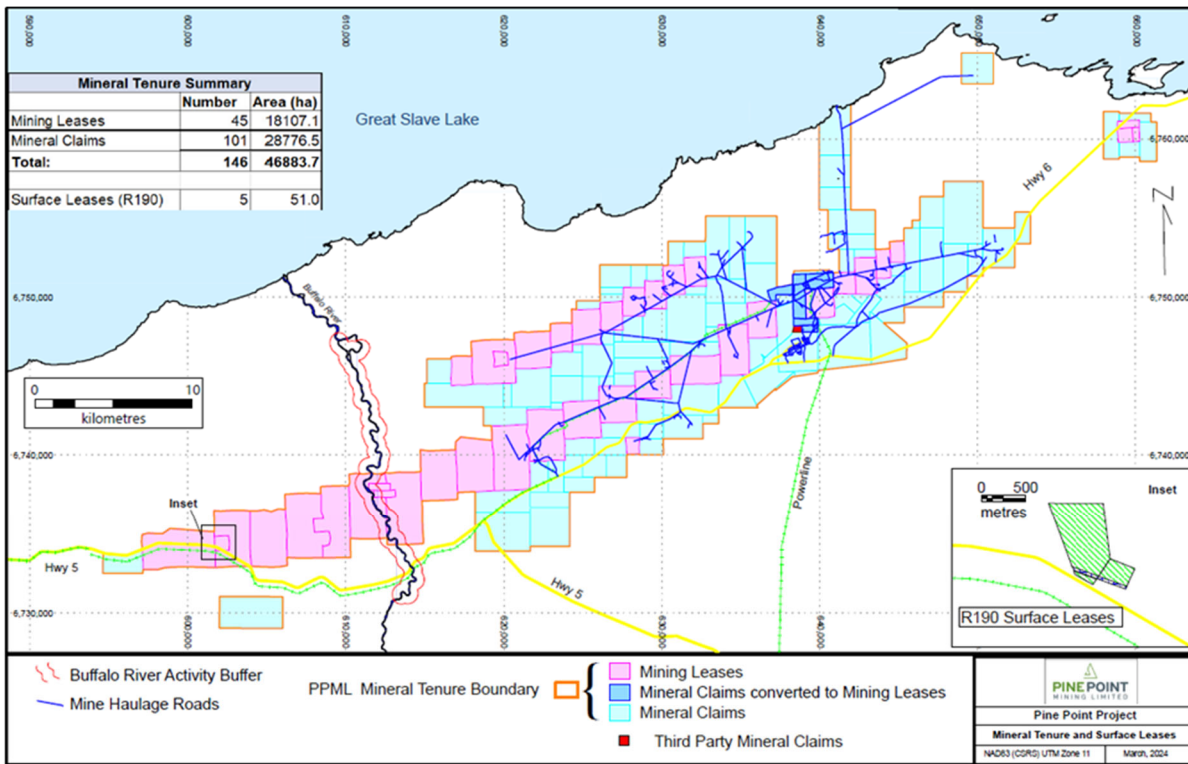


Figure 1: Pine Point Mining Camp, Mineral Tenure

Transactions with Appian

On February 21, 2023, the Company entered into the Investment Agreement with Appian, pursuant to which Osisko Metals and Appian have agreed to form the Joint Venture for the advancement of the Pine Point Project. The requisite shareholder and TSXV approvals were received in March 2023 and the Transaction closed on April 6, 2023.

Highlights of the Transaction include:

- Commitment by Appian to invest up to \$100.0 million over an estimated four-year period, to acquire an undivided 60% interest in PPML.
- The \$100.0 million investment includes an estimated \$75.3 million of funding (\$19.8 million of which was provided to PPML upon establishment of the Joint Venture, the "Initial Subscription") to advance the Pine Point Project to a Final Investment Decision ("FID"), or construction approval, and approximately \$24.7 million in cash payments, comprised of:
 - An \$8.3 million initial payment on closing of the Transaction to acquire an initial 9% interest in PPML; and
 - A milestone payment upon positive FID to bring Appian's ownership in PPML to 60%, expected to be approximately \$16.4 million. The final milestone payment will increase or decrease should the actual amount spent to FID differ from the estimated budget of \$75.3 million.
- In addition, Appian agreed to make a \$5.0 million investment in the common shares of Osisko Metals on closing, priced at \$0.2481 per share (being the 20-day volume weighted average price calculated as of the date of the Investment Agreement).

Concurrent with the execution with the Investment Agreement, Osisko Metals and Appian entered into an agreement for the issuance of a convertible instrument (the "Convertible Loan") to provide PPML with short-term interim funding of up to \$11.5 million to fund the current drilling program on the Pine Point Project, in accordance with the agreed initial program and budget for which \$6.7 million was advanced. When the Transaction closed on April 6, 2023, the \$6.7 million advanced by Appian and outstanding under the convertible instrument was converted into an ownership interest in PPML and the Initial Subscription was reduced by \$6.7 million outstanding under the Convertible Loan. At December 31, 2023 no amounts are outstanding to Appian by Osisko Metals.

In summary, Osisko Metals and Appian have agreed to a budget to fund the Pine Point Project as follows:

Definition and exploration drilling	\$25.2 million
Permitting and G&A	\$29.3 million
Feasibility and technical studies	\$8.7 million
Metallurgical optimization studies	\$1.0 million
Geotech/hydrogeological studies	\$4.3 million
Contingencies	\$6.8 million
Total	\$75.3 million

Subsequent to the closing of the Transaction and until Appian has acquired an ownership interest of 60% in PPML (the "Target Ownership Percentage"), all funding in respect of the Pine Point Project will be made by way of cash calls issued by PPML to Appian. Osisko Metals will not be required to make any cash contributions to PPML until Appian has reached the Target Ownership Percentage, following which cash calls will be satisfied by each of Appian and Osisko Metals on a pro-rata basis pursuant to approved annual programs and budgets as determined by the board of PPML.

As part of closing of the Transaction, the Company and Appian entered into a Joint Venture Company Agreement and an Investor Rights Agreement, in substantially the forms attached to the investment agreement dated February 21, 2023 between the Company and Appian in respect of the Transaction, a copy of which is available on SEDAR+ (www.sedarplus.ca).

On February 22, 2024, the Company announced the sale an additional 5% ownership interest in PPML to Appian. The increase in Appian's target ownership interest in PPML from 60% to 65% is expected to result in additional proceeds to Osisko Metals of \$8.33 million, of which (i) \$6.67 million in cash was paid to Osisko Metals in connection with the closing of this transaction, and (ii) the remaining amount, estimated to be approximately \$1.67 million, based on certain budget assumptions and estimates of Management required to advance the Pine Point Project to a positive FID, to be paid as a milestone payment to Osisko Metals upon a positive FID (the "Additional Interest Disposition"). This amount represents the estimated increase in the milestone payment on account of the Additional Interest

OSISKO METALS INCORPORATED
Management's Discussion & Analysis
For the year ended December 31, 2023

Disposition relative to the initial joint venture target ownership structure, based on the estimated budget of \$75.3 million to take the Pine Point Project to FID since the commencement of the joint venture.

After giving effect to the Additional Interest Disposition and based on the estimated budget of \$75.3 million to take the Pine Point Project to FID (and related assumptions therein), the milestone payment upon positive FID to bring Appian's ownership in PPML to 65% is expected to be approximately \$18.0 million. The final milestone payment will increase or decrease should the actual amount spent to FID differ from the estimated budget of \$75.3 million. There can be no certainty that the actual costs will be aligned with estimated budget or that any milestone payment will be made to Osisko Metals at all or that positive FID or construction decision on Pine Point Project will be achieved as budgeted or at all.

Pursuant to the Additional Interest Disposition, the Company and Appian entered into (i) an amending agreement to the Investment Agreement dated February 21, 2023, and (ii) an amendment and restatement of the joint venture company agreement dated April 6, 2023 to, among other things, provide for the following amendments to the joint venture:

- Increase in the target ownership interest by Appian in PPML from 60% to 65% – Appian will commit to funding all cash calls issued by the board of PPML to Appian until Appian has acquired an ownership interest of 65%.
- Board Size and Composition – Prior to the amendments, the board of directors of PPML consisted of four directors (two nominees from Appian and two nominees from Osisko Metals), with Appian having the right to appoint the Chair and the Chair having the casting vote. Pursuant to the amendments and subject to certain exceptions, the default board of directors of PPML shall consist of five directors (three nominees from Appian and two nominees from Osisko Metals). During any period in which Appian holds less than 65% of the shares of PPML and terminated its buyer commitments, the PPML board will consist of four directors, with Appian and Osisko Metals having the right to nominate two directors each, subject to certain exceptions.
- Casting Vote – In exchange for increasing the nominees of Appian to the board of directors of PPML from two to three nominees, the threshold for a casting vote by the Chair has been increased from 60% to 65% in the event Appian holds more than 50% but less than 65% of the shares of PPML and has terminated its buyer commitments.

Table 3: Pine Point Program Drilling Statistics as of March 26, 2024

	2017	2018	2019	2020	2021	2022	2023	2024	Total
Number of infill diamond drill holes	132	830	239	111	182	306	411		2,211
Number of geotechnical diamond drill holes							22	10	32
Number of exploration diamond drill holes								20	20
Number of Pump test air rotary drill holes							3		3
Number of reverse circulation holes					40				40
Number of metallurgical holes							59		59
Number of hydrogeological holes					34	23	25		82
Total Drill Holes	132	830	239	111	256	329	520	30	2,447
Number of infill diamond drill hole metres	11,759	55,263	12,154	6,614	9,143	15,937	30,710		141,580
Number of geotechnical diamond drill hole metres							2,145	1,193	3,338
Number of exploration diamond drill metres								1,639	1,639
Number of air rotary drill hole metres							395		395
Number of reverse circulation ("RC") metres					3,830				3,830
Number of metallurgical metres							4,126		4,126
Number of hydrogeological metres					5,156	1,598	1,350		8,103
Total Metres	11,759	55,263	12,154	6,614	18,129	17,534	38,726	2,832	163,011
Number of diamond drill hole assays					2,376	4,529	7,919	211	15,035
Number of RC hole assays					1,865				1,865

Pine Point 2022 PEA

On July 13, 2022, the Company released the results of the Pine Point Project's updated Preliminary Economic Assessment (the "2022 PEA"), which was filed on August 29, 2022. The objective of the 2022 PEA was to integrate updated long-term prices for zinc and lead, increased mined resources, cost escalations in CAPEX and OPEX as well as reduced life-of-mine water management costs that resulted from the recently completed hydrogeological model.

Table 4: Highlights from the 2022 PEA

After-Tax Internal Rate of Return ("IRR")	25%
After-Tax Net Present Value ("NPV") (Discount Rate 8%)	\$602M
After-Tax Payback Period (Years)	3.8
Pre-Production CAPEX (including \$106.6M Contingency)	\$653M
Average Annual life of mine ("LOM") Production Zinc	329Mlb
Average Annual LOM Production Lead	141Mlb
Life of Mine	12 Years
Total Mineral Resources Mined	46.9Mt
Average ZnEq Diluted (12%) Grade of Mineral Resources Mined	6.1%
Gross Revenue After Royalty (LOM)	\$5,625M
After-tax Operating Cash Flow (LOM)	\$1,279M
C1 Costs over LOM (ZnEq)*	US\$0.61/lb
All-In Costs (including sustaining CAPEX, ZnEq)**	US\$0.80/lb
LOM Zinc Price	US\$1.37/lb
LOM Lead Price	US\$0.97/lb
Foreign Exchange ("FX") rate (CAD:USD)	1.27

* C1 cost includes mine site cost plus smelting, transport and royalty

** All-in costs are C1 plus sustaining CAPEX

Hydrogeology Highlights:

- Initial use of a hydrogeological Site Wide Numerical Model ("SWNM") for the Pine Point Project, providing insight into dewatering requirements.
- The new Cluster mining strategy in combination with the hydrogeological modelling reduced dewatering estimations by 30% on an annual basis for various key operating and sustaining capital expenditures directly associated with dewatering when compared to mining the open pits individually.
- Current data suggests that there is potential for an additional reduction of up to 15% beyond the current simulation estimates.
- Ongoing modelling will further optimize the LOM plan strategy to pump less water, use less energy, and continue to reduce dewatering costs. This also means reduced natural gas ("NG") generated power requirements, and less greenhouse gas emissions for a smaller footprint.
- Further optimization of the SWNM and the LOM plan will be a main objective of the Pine Point Project's feasibility study.

Pine Point Project updated Mineral Resource Estimate (the "2022 MRE") Highlights:

- Indicated Mineral Resource: 15.8Mt grading 4.17% Zn and 1.53% Pb representing approximately 25% of the declared tonnage in the 2022 MRE.
- Inferred Mineral Resource: 47.2Mt grading 4.43% Zn and 1.68% Pb.
- Indicated and Inferred Mineral Resource tonnages increased by 22% and 26%, respectively.
- The differences in tonnage/grade between the 2020 and 2022 MRE are attributable to parameter changes used for the pit shells and the cut-off grade calculation.
- The feasibility study is expected to include drilling from 2019 until the end of the infill to indicated drill campaign which was completed in the second quarter of 2023. This will upgrade the Inferred Resources to the Indicated category for the feasibility study Mineral Resource Estimate.

Table 5: LOM Capital Cost Summary

Cost Area	Pre-Production Capital Costs (\$M)	Sustaining Capital Costs (\$M)	Total Capital Costs (\$M)
General Administration (Owner's costs)	22.8	0.0	22.8
Underground Mine	0.0	118.3	118.3
Open-pit Mine	15.7	80.6	96.3
Electricity and Communications	45.7	19.3	64.9
Site Infrastructure	59.7	11.8	71.5
Process Plant	297.3	0.0	297.3
Tailings, Mine Waste and Water Management	47.7	123.6	171.3
Indirect Costs	76.6	0.0	76.6
Contingency	87.8	18.8	106.6
Capitalized Operating Costs	0.0	174.5	174.5
Total	653.3	546.8	1,200.1
Site Reclamation and Closure	0.0	68.0	68.0
Salvage Value	0.0	-19.6	-19.6
Total - Forecast to spend	653.3	595.2	1,248.5

Table 6: Operating Costs

Mining Costs (per)		
Surface*	\$/Tonne Mined	\$3.36
Underground - West Zone**	\$/Tonne Mined	\$40.01
Underground - Central Zone**	\$/Tonne Mined	\$52.07
Processing Costs	\$/Tonne Milled	\$12.27
Power Operating Cost	\$/Tonne Milled	\$4.61
Waste rock, Tailings and Water Management Costs***	\$/Tonne Milled	\$1.63
G&A Costs	\$/Tonne Milled	\$8.11

* LOM Average and inclusive of ore, overburden and waste rock

** Inclusive of transport to the mill

*** In the 2020 PEA these costs were included in mining and processing costs.

Sensitivity

The Pine Point Project is expected to be a robust, profitable operation at a variety of prices and assumptions. Metal prices used in the 2022 PEA are based on weighted two-year moving averages, hence \$1.37/lb zinc and \$0.97/lb lead.

Under more bullish scenarios, especially when considering record low inventory levels and continued lack of investment in the mining industry, the Pine Point Project demonstrates even stronger economic returns and is well-positioned to benefit from a higher long-term zinc price. At US\$1.50/lb zinc, \$1.00/lb lead and FX rate of 1.25, the Pine Point Project returns an NPV of \$787M with an IRR of 29% on an after-tax basis.

A lower commodity pricing scenario was also modeled using US\$1.30/lb zinc, \$0.95/lb lead and FX 1.29. At these lower prices, the Pine Point Project would still generate a NPV of \$526M and IRR of 23% on an after-tax basis.

Hydrogeological Modelling

The current dewatering plan was updated for the 2022 PEA by Hydro-Ressources Inc ("HRI") using the FeFlow V7 software. This is an important step in the process of better estimating dewatering volumes as it utilizes the Pine Point Project's 3D Geological model and GIS Database and is corroborated with Profile Tracer Tests ("PTT") in 23 holes that were tested until the cutoff date of December 2021. Additional testing is ongoing and will be used to calibrate future simulations.

For the North, Central and East Mill Zones (see Figures 3 and 4), open pit mines were grouped into clusters measuring 3 km long and 1 km wide. Generally, pits located within a cluster are mined in sequence to reduce dewatering requirements. Lowering the water table within the deepest pit within a cluster would potentially reduce water management at that time for surrounding pits. Utilizing this type of dewatering strategy will help to optimize overall pumping rates and power requirements.

To reduce water management in underground mines in the West Zone, grouting was selected as the preferred water inflow restriction methodology. Discussions with experts and previous employees of the Pine Point Mine during the Cominco era benefitted the analysis and grouting (till injection) was chosen as the preferred method to reduce water inflow.

Using contemporaneous measurement systems, and dewatering management techniques PPML will continue to optimize mine sequencing, and the overall LOM plan to better manage water. One strategy being used is to evaluate if dewatering the deepest pit within a Cluster area reduces the dewatering of adjacent open pits. The ultimate objective is to focus on each Cluster to maximize mining efficiency and reduce dewatering volumes to manage. This will help to focus on reducing production timelines per open pit and per Cluster, potentially further reducing dewatering volume estimates.

The strategic placement of water wells targeting structures and discontinuities will be an innovative approach never previously applied to the Pine Point Project.

Mining

In the 2022 PEA, the Pine Point Project LOM plan would still consist of simultaneously mining open pit deposits in the East Mill, Central, North and N204 Zones concurrent with underground operations in the West and Central Zones as in the 2020 PEA.

The overall schedule has changed using the Deswik software platform but the general strategy is the same with an average LOM production rate of 11,250 tonnes per day mined.

The open pit LOM plan is still proposing to mine 47 open pits and 9 underground deposits over a strike length of 50 km, mainly located above 125.0 m depth from surface. Most of the deposits are characterized by multiple shallow tabular panels dipping approximately 2-5 degrees towards the West.

The open pit mining method is essentially the same as in the 2020 PEA, incorporating 5 m benches in mineralized material, 10 m benches in waste with an overall open pit wall angle of 45 degrees. The mining fleet would include long-haul trucks with a payload of 90 tonnes. The production rate would vary between 8,000 tpd and 11,250 tpd. The strip ratio is lower due to the inclusion of more mineralization and is expected to average 5.6 to 1.

Underground operations would still use 45 tonne haul trucks with ramp access and would produce at a rate of 4,000 tpd in the West Zone and 2,000 tpd in the Central Zone. The mining methods used are a mixture of Long Hole Stopping (85%) combined with Room and Pillar (15%).

Processing and Smelting

The Pine Point Project's processing plant is still designed to treat up to 11,250 tpd Run of Mine material. The processing plant would consist of a three-stage crushing circuit as well as an XRT-based mineral sorting system that would reject approximately 40% waste material. The sorted concentrate would be blended with the primary crushing circuit fines to feed a ball mill (6,700 tpd) followed by conventional lead and zinc flotation circuits.

Overall zinc and lead recoveries, inclusive of material sorting, over the LOM, are expected to be approximately 87% and 93%, respectively. Flotation tailings would be thickened and pumped for disposal within mined out pits. The flotation concentrates would be filtered and trucked to Hay River for transloading into rail cars for shipment to smelters.

The Pine Point Project's zinc and lead concentrates are not encumbered by any offtake agreements. It is expected that this type of high-quality material would be sought after by most smelters. The forecasted future zinc supply will be dominated by concentrates with high impurities which will require blending with concentrates similar to that of Pine Point.

Table 7: Zinc Concentrate Trace Element Analysis

Element	Symbol	Unit	Reported Concentration	Typical Smelter Penalty Threshold
Antimony	Sb	ppm	Less than 0.5*	1,000
Bismuth	Bi	ppm	Less than 0.1*	1,000
Cadmium	Cd	ppm	864	4,000
Cobalt	Co	ppm	3	1,000
Copper + Lead	Cu + Pb	%	0.23	3
Fluorine	F	ppm	Less than 20*	300
Iron	Fe	%	2.6	8.0-9.0
Magnesium	MgO	%	0.36	0.35
Manganese	Mn	ppm	100	12,500
Mercury	Hg	ppm	0.31	50
Silica	SiO ₂	%	Less than 0.21*	3.5

The Pine Point Project's zinc concentrates are expected to be predominantly smelted in North America using long-term benchmark contract prices with positive adjustments to account for its high-quality. The remaining portion is expected to be sold into both the Asian spot and benchmark contract markets. Lead concentrates would be mainly sold into the Asian spot and benchmark contract markets with only a minor North American component.

Table 8: Processing Overview

Crushing and Pre-Concentration Circuit Throughput	11,250 tpd
Coarse Fraction	70%
Fine Fraction	30%
XRT Mass Recovery	42%
Total Mass Recovery (including crusher fines)	59%
Grinding and Flotation Circuit Throughput	6,700 tpd
XRT LOM Recoveries	
Zinc	93.4%
Lead	99.0%
Flotation LOM Recoveries	
Zinc	92.9%
Lead	94.1%
Overall LOM Recoveries	
Zinc	87.0%
Lead	92.9%

Proposed Infrastructure Upgrades and Indirect Costs

The Pine Point Project is located 60 km east of the town of Hay River, on the south side of Great Slave Lake. Established infrastructure consists of an active power substation, paved GNWT highway access and 100 km of 25-metre-wide haul roads from the original Cominco era mining operation that provide access to all major deposit areas. Hay River is serviced by an airport and a paved road from Alberta and is also host to a railway head operated by CN.

The proposed project would be comprised of 55 mining sites (47 open pits and 8 underground deposits), one central concentrator plant site, and envisions the main electrical substation would feed 7 MW during the winter and 10 MW during the summer. The power requirements could be provided by the Northwest Territories Power Corporation ("NTPC") through the Taltson hydro-electric grid.

Additional power would be supplied by mobile NG-fueled generators that could be moved to various sites requiring power and minimizing the amount of transmission lines needed as several open pit mines have a mine life of less than three years. Further studies will aim to optimize the number and capacity of these NG power generation units.

Overburden stockpiles and waste rock stockpiles would be located nearby planned open pit mines where necessary and waste rock would also be deposited in former historical open pit mines. Overburden and waste rock would also be used for progressive reclamation where appropriate.

There would be no Tailings Management Facility as certain designated former open pits from the Cominco era and future proposed open pits are intended for tailings disposal and then the tailings would be covered by Pre-concentrator reject waste rock material and finally capped with coarser sterile waste rock.

Memorandum of Understanding

On October 13, 2022, the Company and the NTPC announced the signing of a Memorandum of Understanding ("MOU") outlining the process of negotiating future power supply from the Taltson hydroelectric grid and power purchase agreements.

The MOU will allow both parties to explore, discuss and establish mutually agreeable arrangements through which NTPC can supply and sell hydroelectric power and how Osisko Metals can purchase this electricity and any related services for use at the Pine Point Project site.

The MOU does not commit either party to a power connection agreement but does provide a framework to continue the informal discussion between NTPC and Osisko Metals that has been underway over the past several years.

The Pine Point Project would require additional power when production begins. The potential to access clean hydropower is an attractive opportunity that the PPML will want to explore further with NTPC. Osisko Metals' preference is to find ways to maximize the consumption of hydroelectric power, thereby reducing the Pine Point Project's carbon footprint and reducing operating costs.

Environment and Closure Plan

On February 4, 2021, the Company announced the submission of an Environmental Assessment Initiation Package to the Mackenzie Valley Review Board ("MVRB") which initiated the Environmental Assessment ("EA") process for the Pine Point Project. The MVRB released the Terms of Reference ("TOR") for the Developers Assessment Report on November 26, 2021. The TOR describes the areas of assessment to be included in the DAR, which will describe the environmental impacts of the project and the proposed mitigations to address the impacts. PPML is working with environmental consultants on the DAR development. Additional environmental baseline information has is being collected to meet the requirements of the TOR. Analysis of the baseline information will be undertaken during 2023. The results of engineering studies will also provide necessary inputs for the DAR during 2023-24.

A conceptual closure and rehabilitation estimate for the Pine Point Project has been developed by WSP for the 2022 PEA in accordance with MVRMA guidelines, the reclamation costs for which were estimated at \$68.0 million.

The Closure and Reclamation Plan will be updated through the EA and Regulatory Phase and this plan is subject to approval by the Mackenzie Valley Land and Water Board.

Stakeholder Engagement

PPML has taken a proactive approach toward engaging and working with local indigenous and non-indigenous communities that would be impacted by the Pine Point Project. Engagement with the communities was initiated in 2017 and has continued since, with limitations due to COVID-19, in 2020 and 2021.

Both the Indigenous and non-Indigenous communities have expressed strong support for the Pine Point Project, with the objective of applying best practice environmental management and maximizing the economic benefits for local communities – specifically with a focus on employment and entrepreneurial opportunities throughout the various phases of this project. PPML has begun initial discussions with indigenous governments to develop a framework for future impact benefit agreements.

The Pine Point Project will average approximately 395 workers during the construction period and approximately 450 employees, staff and labour will be required during operations.

2022 MRE Overview

All tonnages in Table 9 are rounded to the nearest thousand tonnes. ZnEq percentages are calculated using metal prices, forecasted metal recoveries, concentrate grades, transportation costs, smelter payable metals and charges. The pit constrained cut-off grade range is mostly due to the variable transportation distances from the mining zones to the presumed plant site location.

Table 9: 2022 MRE for Pine Point

Method	Zone	Cut-off Grade (ZnEq %)	Indicated				Inferred			
			Tonnage (kt)	ZnEq (%)	Pb (%)	Zn (%)	Tonnage (kt)	ZnEq (%)	Pb (%)	Zn (%)
Pit Constrained Mineral Resources	Central	1.25	2 424	6.36	1.47	5.04	4 373	6.58	1.65	5.09
	East Mill	1.25	7 232	4.74	1.23	3.63	4 624	4.46	0.89	3.65
	North	1.25 - 1.35	6 097	6.18	1.91	4.46	13 707	4.92	1.43	3.64
	N204	1.50				11 707	4.08	0.90	3.28	
Underground Mineral Resources	Central	4.50				2 735	6.91	1.57	5.49	
	West	4.15				10 060	9.62	3.31	6.64	
Total Pit Constrained		1.25 - 1.50	15 753	5.55	1.53	4.17	34 411	4.78	1.21	3.70
Total Underground		4.15 - 4.50	-	-	-	-	12 796	9.04	2.94	6.39
Total Combined			15 753	5.55	1.53	4.17	47 207	5.94	1.68	4.43

Notes regarding 2022 MRE for Pine Point

- The independent QP for the 2022 MRE, as defined by NI 43-101 guidelines, is Pierre-Luc Richard, P.Geol., of PLR Resources Inc. The effective date of the 2022 MRE is March 10, 2022.
- These mineral resources are not mineral reserves as they do not have demonstrated economic viability. The quantity and grade of reported Inferred Resources in the 2022 MRE are uncertain in nature and there has been insufficient exploration to define these Inferred Resources as Indicated or Measured. However, it is reasonably expected that the majority of Inferred Resources could be upgraded to Indicated Resources with continued exploration.
- Resources are presented as undiluted and in situ for an open-pit and underground scenario and are considered to have reasonable prospects for economic extraction. The constraining pit shells were developed using overall pit slopes of 45 degrees in bedrock and 26.6 degrees in the overburden. Resources show sufficient continuity and isolated blocks were discarded; therefore, the herein 2022 MRE meet the CIM Guidelines published in November 2019.
- The 2022 MRE was prepared using GEOVIA GEMS 6.8.3 and is based on 19,509 surface drillholes and 166,376 samples, of which 7,852 drillholes and a total of 47,998 assays were included in the modeled mineralization. The drillhole database includes recent drilling of 78,195 m in 1,182 drillholes since 2017 and also incorporates Cominco's historical drillholes, the use of which was partially validated by a drillhole collar survey, twinning programs, and a partial core resampling program. The cut-off date for the drillhole database was December 31, 2019. Approximately 35,000 m in 550 drillholes were added to this project since the drillhole database cut-off date.
- The 2022 MRE encompasses 254 zinc-lead-bearing zones, each defined by individual wireframes with a minimum true thickness of 2.5 m. A value of zero grade was applied in cases of the core not assayed.
- High-grade capping was performed on the composited assay data and established on a per-zone basis for zinc and lead. Capping grades vary from 10% to 35% Zn and 5% to 40% Pb.
- Density values were calculated based on the formula established and used by Cominco during its operational period between 1964 and 1987. Density values were calculated from the density of dolomite, adjusted by the amount of sphalerite, galena, and marcasite/pyrite as determined by metal assays. A porosity of 5% was assumed. Waste material was assigned the density of porous dolomite.
- Grade model resource estimation was calculated from drillhole data using an Ordinary Kriging interpolation method in a percent block model using blocks measuring 10 m x 10 m x 5 m in size.
- Zinc equivalency percentages are calculated using long-term metal prices indicated below in (10), forecasted metal recoveries, concentrate grades, transport costs, smelter payable metals, and charges. The estimate is reported using a ZnEq cut-off varying from 1.25% to 1.50% for open-pit resources and 4.15% to 4.50% for underground resources. Variations take into consideration trucking distances from the pit constrained mineralization to the mill and metallurgical parameters for each area. The cut-off grade was calculated using the following parameters (amongst others): zinc price = USD1.30/lb; lead price = USD1.00/lb; CAD:USD exchange rate = 1.27. The cut-off grade will be re-evaluated in light of future prevailing market conditions and costs.
- The 2022 MRE presented herein is categorized as Inferred and Indicated Mineral Resources. The Inferred Mineral Resource category is constrained to areas where drill spacing is less than 100 m and the Indicated Mineral Resource category is constrained to areas where drill spacing is less than 30 m. In both cases, reasonable geological and grade continuity were also a criterion during the classification process.
- The pit optimization to develop the resource constraining pit shells was done using Hexagon's Mine Plan Version 15.8.
- Calculations used metric units (metre, tonne). Metal contents are presented in percent or pounds. Metric tonnages were rounded and any discrepancies in total amounts are due to rounding errors.
- CIM definitions and guidelines for Mineral Resource Estimates have been followed.
- The QP is not aware of any known environmental, permitting, legal, title-related, taxation, sociopolitical, or marketing issues, or any other relevant issues that could materially affect the 2022 MRE.

Independent Qualified Persons for the 2022 PEA

The 2022 PEA was prepared for Osisko Metals by BBA Inc. ("BBA"), WSP Canada Inc. ("WSP"), and other industry consultants, all QP under NI 43-101. The 2022 PEA was coordinated by the Company's Project Manager, Xavier Pouchain, PMP in collaboration with Osisko Development Corp.'s technical services group.

The independent QPs have reviewed and approved the content of the 2022 PEA include: Colin Hardie, P.Eng., (BBA), Pierre-Luc Richard, P. Geo. (PLR Resources Inc.), Zakaria Moctar, P. Eng., (WSP), Paul Gauthier, P. Eng., (WSP), Trent Purvis, P. Eng., (WSP), Simon Latulippe, P. Eng., (WSP), Michael Verreault, P. Eng., M.Sc.A. (HRI)

Mr. Robin Adair is the Qualified Person and Senior Technical Advisor for PPML. He is responsible for the technical data reported related to the drill results at the Pine Point Project and is a Professional Geologist registered in the Northwest Territories.

Reported Results

In a press release dated January 12, 2024, the Company announced all remaining drill results from the 2023 definition drilling program at the Pine Point Project (Table 10). In press releases dated September 5, September 28, October 12, and November 13, 2023, the Company announced the drill results from the 2023 drilling program at the Pine Point Project (Table 10).

Table 10: Drill hole composite results from press releases dated September 5, September 28, October 12, November 13, 2023, and January 16 2024

Hole Name	Zone	Deposit	From	To	Drill Width	True Width	Zn	Pb	Zn+Pb
			(m)	(m)	(m)	(m)	%	%	%
January 16 2024 Press Release									
K51-23-PP-004	C2	K51	34.00	45.00	11.00	10.98	12.48	2.23	14.71
K51-23-PP-005	C2	K51	16.30	19.00	2.70	2.69	11.25	1.11	12.36
K51-23-PP-005	C2	K51	36.00	37.00	1.00	1.00	3.33	0.02	3.35
K51-23-PP-005	C2	K51	40.00	45.00	5.00	4.98	8.47	1.02	9.49
K51-23-PP-009	C2	K51	39.00	41.00	2.00	2.00	2.60	0.30	2.90
K52-23-PP-003	C2	K52	37.00	38.00	1.00	1.00	2.73	0.38	3.11
K52-23-PP-004	C2	K52	35.00	36.00	1.00	1.00	3.23	0.26	3.49
K52-23-PP-004	C2	K52	39.00	40.00	1.00	1.00	8.99	1.11	10.10
K52-23-PP-004	C2	K52	42.00	43.00	1.00	1.00	3.34	0.23	3.57
K52-23-PP-005	C2	K52	41.00	44.00	3.00	3.00	2.31	0.49	2.80
K52-23-PP-009	C2	K52	37.00	38.50	1.50	1.50	3.03	0.63	3.66
K52-23-PP-009	C2	K52	43.00	44.50	1.50	1.50	6.77	0.94	7.71
K52-23-PP-010	C2	K52	35.00	37.00	2.00	1.99	4.64	0.34	4.99
K52-23-PP-010	C2	K52	44.00	46.00	2.00	1.99	1.61	0.93	2.53
K52-23-PP-014	C2	K52	43.00	44.00	1.00	1.00	3.54	1.48	5.02
K52-23-PP-016	C2	K52	38.00	39.00	1.00	1.00	4.66	0.01	4.67
K52-23-PP-017	C2	K52	41.00	42.00	1.00	1.00	1.89	4.95	6.84
K52-23-PP-020	C2	K52	41.05	46.00	4.95	4.94	11.36	1.07	12.43
M48-23-PP-001	C2	M48	36.00	37.50	1.50	1.50	4.55	0.17	4.72
M48-23-PP-003	C2	M48	33.00	35.00	2.00	2.00	5.07	0.49	5.56
M48-23-PP-003	C2	M48	37.00	43.00	6.00	5.99	10.94	1.95	12.89
T37-23-PP-001	NE1	T37	6.50	7.15	0.65	0.65	3.12	0.02	3.14
T37-23-PP-002	NE1	T37	8.00	11.00	3.00	3.00	5.25	1.58	6.83
T37-23-PP-003	NE1	T37	14.00	17.00	3.00	2.99	4.16	0.92	5.07
T37-23-PP-004	NE1	T37	18.00	22.00	4.00	3.99	8.08	1.21	9.29
T37-23-PP-005	NE1	T37	23.00	25.00	2.00	1.99	2.18	5.66	7.84
T37-23-PP-006	NE1	T37	29.00	32.00	3.00	2.99	1.09	0.85	1.95
T37-23-PP-007	NE1	T37	9.00	11.00	2.00	2.00	3.67	0.08	3.74
X18-23-PP-003	NE2	X18	35.00	38.00	3.00	2.99	5.15	1.11	6.26
X18-23-PP-003	NE2	X18	42.00	43.00	1.00	1.00	2.43	0.00	2.43

OSISKO METALS INCORPORATED
Management's Discussion & Analysis
For the year ended December 31, 2023

X18-23-PP-003	NE2	X18	47.00	48.00	1.00	1.00	2.43	0.01	2.44
X49-23-PP-003	N1	X49	22.00	23.00	1.00	1.00	2.63	0.38	3.00
X49-23-PP-005	N1	X49	15.00	20.00	5.00	4.99	2.43	1.60	4.03
X49-23-PP-013	N1	X49	17.90	18.95	1.05	1.05	17.15	2.67	19.82
X49-23-PP-013	N1	X49	21.00	22.00	1.00	1.00	5.95	5.13	11.08
X49-23-PP-014	N1	X49	19.70	23.80	4.10	4.10	9.72	1.67	11.39
X49-23-PP-014	N1	X49	26.00	27.00	1.00	1.00	0.22	1.79	2.01
X49-23-PP-017	N1	X49	17.00	24.00	7.00	6.99	2.80	0.48	3.28
X49-23-PP-020	N1	X49	18.00	21.00	3.00	3.00	5.11	0.88	5.99
X49-23-PP-025	N1	X49	21.00	24.00	3.00	3.00	3.11	0.40	3.52
X49-23-PP-026	N1	X49	20.00	24.00	4.00	3.99	3.36	0.50	3.86
X49-23-PP-027	N1	X49	20.00	25.00	5.00	5.00	5.85	1.30	7.14
X59-23-PP-002	N1	X59	36.25	37.00	0.75	0.75	4.14	2.11	6.25
X59-23-PP-004	N1	X59	49.00	50.00	1.00	1.00	8.43	0.02	8.45
X59-23-PP-004	N1	X59	52.00	59.00	7.00	6.99	3.09	0.18	3.27
X59-23-PP-005	N1	X59	49.50	50.50	1.00	1.00	1.74	2.15	3.89
X59-23-PP-006	N1	X59	34.00	35.00	1.00	1.00	2.06	0.00	2.06
X59-23-PP-007	N1	X59	30.00	32.00	2.00	2.00	4.38	1.40	5.77
X59-23-PP-011	N1	X59	35.00	36.00	1.00	1.00	2.78	1.11	3.89
X59-23-PP-014	N1	X59	28.00	33.50	5.50	5.49	12.80	1.38	14.18
X59-23-PP-017	N1	X59	31.85	33.35	1.50	1.50	7.99	1.13	9.12
X60-23-PP-003	N1	X60	23.00	25.00	2.00	2.00	2.08	0.14	2.22
X60-23-PP-003	N1	X60	30.00	36.00	6.00	5.99	16.47	1.42	17.89
X60-23-PP-003	N1	X60	44.00	45.00	1.00	1.00	3.19	1.04	4.23
X60-23-PP-004	N1	X60	32.00	36.00	4.00	4.00	8.12	1.52	9.64
X60-23-PP-005	N1	X60	42.00	43.00	1.00	1.00	9.86	1.34	11.20
X60-23-PP-007	N1	X60	31.00	35.00	4.00	4.00	2.87	0.82	3.69
X60-23-PP-007	N1	X60	49.00	50.00	1.00	1.00	6.75	2.96	9.71
X60-23-PP-009	N1	X60	35.00	36.00	1.00	1.00	3.15	0.04	3.19
X61-23-PP-001	N1	X61	45.00	46.00	1.00	1.00	3.54	0.89	4.43
X61-23-PP-002	N1	X61	39.00	40.00	1.00	1.00	1.73	0.39	2.11
X61-23-PP-002	N1	X61	42.00	46.00	4.00	3.99	6.07	1.92	7.99
X61-23-PP-002	N1	X61	52.00	53.00	1.00	1.00	2.83	0.38	3.21
X64-23-PP-005	N1	X64	38.00	41.22	3.22	3.21	12.86	2.61	15.46
X64-23-PP-007	N1	X65	38.00	42.00	4.00	3.99	4.21	0.28	4.49
X64-23-PP-008	N1	X66	60.00	61.00	1.00	1.00	2.66	0.00	2.66
X68-23-PP-006	N1	X68	40.00	41.00	1.00	1.00	2.05	0.46	2.51
X68-23-PP-007	N1	X68	31.00	35.37	4.37	4.36	2.47	0.65	3.12
X68-23-PP-009	N1	X68	34.00	35.00	1.00	1.00	4.94	0.11	5.05
X68-23-PP-013	N1	X68	40.00	41.00	1.00	1.00	2.31	0.30	2.61
X68-23-PP-014	N1	X68	33.00	41.00	8.00	7.98	7.86	1.13	8.99
X68-23-PP-015	N1	X68	34.00	36.00	2.00	2.00	7.21	2.09	9.30
X68-23-PP-015	N1	X68	38.00	39.00	1.00	1.00	2.01	0.03	2.04
X68-23-PP-016	N1	X68	36.00	42.50	6.50	6.49	6.38	0.93	7.30
Y55-23-PP-003	N1	Y55	20.00	21.00	1.00	1.00	2.29	0.22	2.51
Y55-23-PP-005	N1	Y55	23.00	25.00	2.00	2.00	2.90	0.41	3.31
Y55-23-PP-006	N1	Y55	22.00	23.00	1.00	1.00	2.13	0.41	2.54
Y55-23-PP-006	N1	Y55	25.00	26.00	1.00	1.00	4.14	0.66	4.80
Y55-23-PP-007	N1	Y55	19.00	21.00	2.00	2.00	21.43	0.28	21.71
Y55-23-PP-010	N1	Y55	17.00	18.00	1.00	1.00	2.33	0.00	2.33
Y55-23-PP-012	N1	Y55	17.00	18.40	1.40	1.40	19.90	13.65	33.55
Y55-23-PP-014	N1	Y55	22.00	23.00	1.00	1.00	6.33	1.58	7.91
Y57-23-PP-001	N1	Y57	9.60	13.00	3.40	3.39	2.59	1.04	3.63
Y57-23-PP-001	N1	Y57	15.00	16.00	1.00	1.00	3.97	0.02	3.99
Y57-23-PP-003	N1	Y57	15.00	19.00	4.00	3.99	2.92	0.07	3.00
Y57-23-PP-003	N1	Y57	24.00	26.00	2.00	2.00	2.48	0.11	2.59
Y57-23-PP-005	N1	Y57	13.00	17.00	4.00	4.00	3.75	0.11	3.86
Y58-23-PP-004	N1	Y58	25.00	26.00	1.00	1.00	1.34	0.72	2.05

OSISKO METALS INCORPORATED
Management's Discussion & Analysis
For the year ended December 31, 2023

Y58-23-PP-005	N1	Y58	21.00	22.00	1.00	1.00	5.70	0.01	5.71
Y58-23-PP-005	N1	Y58	24.00	26.00	2.00	2.00	5.28	0.11	5.38
Y58-23-PP-007	N1	Y58	22.00	23.00	1.00	1.00	3.04	0.01	3.05
Y62-23-PP-001	N1	Y62	34.00	40.00	6.00	5.97	4.49	1.19	5.68
Y62-23-PP-001	N1	Y62	45.00	46.00	1.00	0.99	1.65	0.52	2.17
Y62-23-PP-002	N1	Y62	38.00	41.00	3.00	2.99	7.22	0.83	8.05
Y62-23-PP-002B	N1	Y62	36.90	42.00	5.10	5.09	4.35	0.56	4.90
Y62-23-PP-002B	N1	Y62	44.00	46.00	2.00	2.00	5.67	0.87	6.54
Y62-23-PP-003	N1	Y62	42.00	50.00	8.00	8.00	6.81	0.63	7.44
Y68-23-PP-001	N1	Y68	18.00	19.00	1.00	1.00	2.03	0.06	2.09
Y68-23-PP-001	N1	Y68	44.00	45.00	1.00	1.00	1.48	0.52	2.00
Y68-23-PP-003	N1	Y68	38.00	39.10	1.10	1.10	2.65	0.06	2.71
Y68-23-PP-003	N1	Y68	45.00	46.00	1.00	1.00	3.66	0.40	4.06
Y68-23-PP-003	N1	Y68	48.00	49.00	1.00	1.00	1.70	0.32	2.01
Y68-23-PP-003	N1	Y68	51.00	52.00	1.00	1.00	2.10	0.15	2.25
Y68-23-PP-006	N1	Y68	47.00	49.00	2.00	2.00	2.17	1.13	3.29
November 13, 2023									
Press Release									
J68-23-PP-002	C1	J68	60.00	61.00	1.00	1.00	2.65	0.26	2.91
J68-23-PP-006	C1	J68	24.00	27.00	3.00	3.00	3.13	0.90	4.03
and	C1	J68	33.00	35.00	2.00	2.00	2.41	0.33	2.73
J68-23-PP-007	C1	J68	18.00	20.00	2.00	2.00	2.17	0.60	2.77
and	C1	J68	42.50	44.00	1.50	1.50	3.00	0.11	3.11
K68-23-PP-001	C1	K68	56.00	66.00	10.00	9.99	7.20	0.73	7.93
K68-23-PP-002	C1	K68	59.00	62.00	3.00	2.99	1.39	1.33	2.71
and	C1	K68	66.00	67.00	1.00	1.00	2.01	1.84	3.85
K68-23-PP-003	C1	K68	51.00	52.00	1.00	1.00	6.69	0.51	7.20
and	C1	K68	61.00	65.00	4.00	4.00	3.01	0.20	3.20
K68-23-PP-004	C1	K68	62.00	63.00	1.00	1.00	5.06	1.79	6.86
and	C1	K68	65.00	66.00	1.00	1.00	3.70	0.12	3.82
K68-23-PP-006	C1	K68	59.00	65.00	6.00	5.99	2.23	1.15	3.37
K68-23-PP-007	C1	K68	59.00	64.00	5.00	4.99	4.55	0.15	4.69
K68-23-PP-008	C1	K68	61.00	63.00	2.00	2.00	4.24	0.85	5.09
K68-23-PP-009	C1	K68	60.00	66.00	6.00	5.99	11.37	0.54	11.91
K68-23-PP-010	C1	K68	56.50	57.00	0.50	0.50	1.79	1.03	2.83
K68-23-PP-011	C1	K68	64.00	67.00	3.00	3.00	6.70	0.67	7.38
K68-23-PP-014	C1	K68	60.00	65.00	5.00	4.99	5.92	0.98	6.91
K68-23-PP-017	C1	K68	58.00	62.00	4.00	3.99	1.57	1.77	3.34
K68-23-PP-018	C1	K68	57.00	65.00	8.00	7.98	5.13	0.73	5.86
K68-23-PP-019	C1	K68	68.00	69.00	1.00	1.00	1.58	1.25	2.83
K68-23-PP-020	C1	K68	54.00	62.00	8.00	7.99	9.44	1.20	10.63
and	C1	K68	64.00	67.00	3.00	3.00	5.46	1.35	6.81
K68-23-PP-021	C1	K68	58.00	59.00	1.00	1.00	2.07	0.09	2.16
and	C1	K68	61.00	62.00	1.00	1.00	1.84	0.25	2.08
and	C1	K68	65.00	67.00	2.00	2.00	7.77	0.34	8.11
K68-23-PP-022	C1	K68	60.00	65.00	5.00	4.99	4.88	0.22	5.10
K68-23-PP-024	C1	K68	62.00	63.00	1.00	1.00	1.83	0.43	2.26
K68-23-PP-025	C1	K68	56.00	57.00	1.00	1.00	2.04	0.18	2.22
and	C1	K68	59.00	67.00	8.00	7.99	4.24	0.50	4.74
K68-23-PP-026	C1	K68	57.00	63.00	6.00	5.99	4.17	1.20	5.37
K68-23-PP-026	C1	K68	67.00	71.00	4.00	3.99	6.86	0.43	7.29
K68-23-PP-028	C1	K68	54.00	58.00	4.00	3.99	10.11	0.92	11.03

OSISKO METALS INCORPORATED
Management's Discussion & Analysis
For the year ended December 31, 2023

and	C1	K68	60.00	62.00	2.00	2.00	2.01	0.17	2.19
K68-23-PP-029	C1	K68	65.00	66.00	1.00	1.00	2.66	0.08	2.74
K68-23-PP-030	C1	K68	50.00	60.00	10.00	9.99	5.20	3.50	8.71
and	C1	K68	62.00	64.00	2.00	2.00	5.64	0.32	5.96
K68-23-PP-031	C1	K68	57.00	58.00	1.00	1.00	1.98	0.34	2.32
K68-23-PP-033	C1	K68	66.00	70.00	4.00	3.99	2.31	1.43	3.74
K68-23-PP-034	C1	K68	64.00	65.00	1.00	1.00	5.45	0.46	5.91
K68-23-PP-035	C1	K68	52.00	59.00	7.00	6.99	3.71	0.45	4.16
K68-23-PP-038	C1	K68	53.00	56.00	3.00	3.00	4.31	7.27	11.59
K68-23-PP-039	C1	K68	61.00	62.00	1.00	1.00	4.58	2.37	6.95
K68-23-PP-040	C1	K68	53.00	54.00	1.00	1.00	2.21	0.37	2.58
K68-23-PP-041	C1	K68	48.00	52.00	4.00	4.00	3.27	0.22	3.49
and	C1	K68	56.00	61.00	5.00	5.00	3.84	0.71	4.55
K68-23-PP-042	C1	K68	56.00	57.00	1.00	1.00	1.93	0.53	2.46
and	C1	K68	63.56	65.00	1.44	1.44	3.17	0.46	3.63
K68-23-PP-044B	C1	K68	57.00	59.00	2.00	2.00	1.95	0.57	2.52
and	C1	K68	61.00	62.00	1.00	1.00	2.10	0.02	2.12
K68-23-PP-045	C1	K68	59.00	60.00	1.00	1.00	1.94	0.33	2.27
K68-23-PP-046	C1	K68	59.00	61.00	2.00	1.99	4.13	0.06	4.19
and	C1	K68	67.00	68.00	1.00	1.00	3.30	0.19	3.49
K68-23-PP-048	C1	K68	58.00	59.00	1.00	1.00	1.93	0.13	2.05
and	C1	K68	63.00	65.00	2.00	2.00	3.33	0.04	3.37
K68-23-PP-049	C1	K68	59.00	60.00	1.00	1.00	1.94	0.64	2.58
K68-23-PP-050	C1	K68	51.00	54.00	3.00	3.00	1.55	0.41	1.96
K68-23-PP-052	C1	K68	59.00	60.00	1.00	1.00	7.10	0.69	7.79
K68-23-PP-053	C1	K68	59.00	60.00	1.00	1.00	2.22	0.03	2.25
K68-23-PP-054	C1	K68	57.15	60.00	2.85	2.85	4.99	0.30	5.29
and	C1	K68	62.00	64.00	2.00	2.00	9.69	7.69	17.37
K68-23-PP-055	C1	K68	61.00	66.00	5.00	4.99	3.93	0.22	4.15
K68-23-PP-056	C1	K68	61.00	66.00	5.00	4.99	14.92	4.31	19.23
K68-23-PP-057	C1	K68	66.00	69.00	3.00	2.99	17.18	19.71	36.89
K68-23-PP-058	C1	K68	64.00	68.00	4.00	3.99	8.90	1.76	10.66
K68-23-PP-060	C1	K68	53.00	54.00	1.00	1.00	1.95	0.06	2.00
and	C1	K68	56.00	61.00	5.00	5.00	2.69	0.61	3.30
K68-23-PP-061	C1	K68	63.00	64.00	1.00	1.00	3.02	1.50	4.52
K68-23-PP-062	C1	K68	62.00	63.00	1.00	1.00	3.68	1.08	4.75
K68-23-PP-063	C1	K68	59.00	67.00	8.00	7.98	4.31	0.37	4.68
K68-23-PP-063B	C1	K68	60.00	68.00	8.00	7.99	3.53	0.52	4.06
K68-23-PP-064	C1	K68	57.00	58.00	1.00	1.00	3.19	0.06	3.25
and	C1	K68	63.00	68.00	5.00	4.99	10.84	1.43	12.27
K68-23-PP-064B	C1	K68	63.00	70.00	7.00	6.99	9.97	4.49	14.45
K68-23-PP-065	C1	K68	54.00	65.00	11.00	10.99	4.96	0.71	5.67
K68-23-PP-066	C1	K68	61.00	65.00	4.00	3.99	6.13	0.22	6.36
K68-23-PP-068	C1	K68	62.00	67.00	5.00	4.99	5.53	1.43	6.97
K68-23-PP-069	C1	K68	59.00	66.00	7.00	6.99	5.36	0.48	5.85
and	C1	K68	68.00	70.00	2.00	2.00	3.53	0.35	3.88
K68-23-PP-070	C1	K68	56.00	59.00	3.00	2.99	3.92	0.09	4.01
and	C1	K68	62.00	64.00	2.00	2.00	3.97	0.33	4.31
K68-23-PP-071	C1	K68	64.00	65.00	1.00	1.00	1.78	0.23	2.01
K68-23-PP-072	C1	K68	59.00	62.00	3.00	3.00	5.41	1.74	7.15

OSISKO METALS INCORPORATED
Management's Discussion & Analysis
For the year ended December 31, 2023

K68-23-PP-073	C1	K68	56.00	61.00	5.00	5.00	5.84	2.06	7.90
October 12, 2023 Press Release									
L65-23-PP-001	C1	L65	65.00	68.00	3.00	3.00	5.63	3.52	9.14
L65-23-PP-002	C1	L65	66.00	68.00	2.00	2.00	1.81	1.62	3.43
L65-23-PP-003A	C1	L65	60.00	72.00	12.00	11.97	5.31	1.23	6.54
L65-23-PP-004	C1	L65	66.00	68.00	2.00	2.00	5.49	0.33	5.82
L65-23-PP-005	C1	L65	63.00	64.00	1.00	1.00	6.61	5.15	11.76
L65-23-PP-006	C1	L65	66.00	66.70	0.70	0.70	8.06	0.06	8.12
L65-23-PP-008	C1	L65	57.00	58.00	1.00	1.00	2.47	0.86	3.33
L65-23-PP-009	C1	L65	59.00	65.00	6.00	5.99	2.23	0.24	2.46
L65-23-PP-010	C1	L65	67.00	68.00	1.00	1.00	1.86	0.47	2.32
L65-23-PP-011	C1	L65	65.00	67.00	2.00	1.99	3.73	2.34	6.08
L65-23-PP-012	C1	L65	55.00	57.00	2.00	2.00	2.74	0.56	3.29
L65-23-PP-013	C1	L65	58.00	59.00	1.00	1.00	1.59	1.08	2.67
and	C1	L65	63.00	65.00	2.00	2.00	17.39	3.19	20.58
L65-23-PP-014	C1	L65	55.00	56.00	1.00	1.00	2.58	2.31	4.89
L65-23-PP-015	C1	L65	51.00	52.00	1.00	1.00	8.06	0.01	8.07
L65-23-PP-016	C1	L65	62.00	65.00	3.00	2.99	5.65	1.87	7.52
and	C1	L65	67.00	68.00	1.00	1.00	0.25	2.39	2.64
L65-23-PP-017	C1	L65	66.00	69.00	3.00	3.00	6.94	0.74	7.68
L65-23-PP-019	C1	L65	62.00	63.00	1.00	1.00	0.63	1.44	2.06
and	C1	L65	65.00	67.00	2.00	2.00	2.25	3.23	5.48
L65-23-PP-020	C1	L65	64.00	68.00	4.00	3.99	3.38	2.07	5.45
L65-23-PP-021	C1	L65	64.00	67.00	3.00	3.00	2.50	2.16	4.65
and	C1	L65	69.00	73.00	4.00	3.99	3.60	0.98	4.58
L65-23-PP-022	C1	L65	68.00	74.00	6.00	5.99	8.73	1.57	10.30
L65-23-PP-023	C1	L65	64.00	65.00	1.00	1.00	2.30	1.17	3.47
and	C1	L65	68.00	69.00	1.00	1.00	3.02	2.41	5.43
L65-23-PP-024	C1	L65	59.00	65.00	6.00	5.99	4.36	1.24	5.61
L65-23-PP-025	C1	L65	59.00	62.00	3.00	2.99	6.00	15.25	21.25
L65-23-PP-027	C1	L65	58.00	63.00	5.00	4.99	1.77	0.78	2.56
L65-23-PP-029	C1	L65	58.80	59.50	0.70	0.70	3.56	7.74	11.30
L65-23-PP-030	C1	L65	63.00	64.00	1.00	1.00	6.58	0.16	6.74
L65-23-PP-032	C1	L65	52.00	54.00	2.00	2.00	3.94	0.05	3.99
and	C1	L65	59.00	62.00	3.00	2.99	3.02	1.64	4.66
L65-23-PP-033	C1	L65	62.00	66.00	4.00	3.99	5.78	1.70	7.48
L65-23-PP-034	C1	L65	67.00	70.00	3.00	3.00	3.30	1.47	4.77
and	C1	L65	72.00	73.00	1.00	1.00	8.26	3.77	12.03
L65-23-PP-035	C1	L65	63.00	67.00	4.00	3.99	1.87	2.10	3.97
L65-23-PP-036	C1	L65	59.00	60.00	1.00	1.00	4.77	0.08	4.85
and	C1	L65	62.00	66.00	4.00	3.99	7.70	2.07	9.77
and	C1	L65	70.00	72.00	2.00	2.00	5.85	1.52	7.37
L65-23-PP-037	C1	L65	61.00	63.00	2.00	1.99	11.31	2.51	13.82
and	C1	L65	65.00	66.00	1.00	1.00	7.99	0.08	8.07
L65-23-PP-038	C1	L65	57.00	59.00	2.00	2.00	11.54	2.75	14.29
L65-23-PP-041	C1	L65	62.00	67.00	5.00	4.99	5.83	2.82	8.64
and	C1	L65	72.00	73.00	1.00	1.00	2.26	0.07	2.33
L65-23-PP-042	C1	L65	76.00	80.00	4.00	3.99	5.90	1.04	6.94
and	C1	L65	82.00	84.00	2.00	1.99	0.83	1.79	2.62
L65-23-PP-049	C1	L65	81.00	82.00	1.00	1.00	3.12	0.46	3.58
L65-23-PP-050	C1	L65	74.00	77.00	3.00	3.00	6.49	2.38	8.87
and	C1	L65	81.00	87.00	6.00	5.99	9.52	1.46	10.99
L65-23-PP-051	C1	L65	67.00	78.00	11.00	10.96	3.64	2.44	6.07

OSISKO METALS INCORPORATED
Management's Discussion & Analysis
For the year ended December 31, 2023

and	C1	L65	82.00	83.00	1.00	1.00	0.18	3.16	3.34
L65-23-PP-052	C1	L65	66.00	67.50	1.50	1.50	28.06	4.24	32.30
and	C1	L65	70.00	71.00	1.00	1.00	3.77	0.09	3.86
L65-23-PP-053	C1	L65	68.00	71.00	3.00	3.00	4.26	0.86	5.11
L65-23-PP-056	C1	L65	68.00	69.00	1.00	1.00	3.53	0.76	4.29
L65-23-PP-057	C1	L65	64.50	68.00	3.50	3.50	3.75	3.45	7.20
and	C1	L65	71.00	75.00	4.00	4.00	6.32	0.69	7.01
L65-23-PP-058	C1	L65	65.00	67.00	2.00	2.00	1.75	0.58	2.33
L65-23-PP-059	C1	L65	55.00	56.00	1.00	1.00	2.38	1.50	3.88
L65-23-PP-060	C1	L65	56.00	57.00	1.00	1.00	1.40	0.63	2.02
L65-23-PP-062	C1	L65	52.00	56.00	4.00	4.00	10.10	7.00	17.10
L65-23-PP-063	C1	L65	67.00	68.00	1.00	1.00	6.36	1.79	8.15
and	C1	L65	70.00	72.00	2.00	2.00	2.85	2.91	5.76
M62-23-PP-001	C1	M62	63.00	65.00	2.00	2.00	9.66	4.68	14.34
M62-23-PP-003	C1	M62	53.60	54.60	1.00	1.00	21.70	12.90	34.60
and	C1	M62	57.00	58.00	1.00	1.00	3.61	0.13	3.74
M62-23-PP-004	C1	M62	53.00	54.00	1.00	1.00	10.65	26.13	36.78
M62-23-PP-006B	C1	M62	56.00	58.00	2.00	2.00	2.55	0.71	3.26
and	C1	M62	61.00	62.00	1.00	1.00	4.57	0.42	4.99
M62-23-PP-007B	C1	M62	57.00	58.00	1.00	1.00	5.22	0.61	5.83
M62-23-PP-008B	C1	M62	57.00	58.00	1.00	1.00	12.85	0.94	13.79
M62-23-PP-009	C1	M62	59.00	61.00	2.00	2.00	6.68	1.97	8.65
M62-23-PP-010	C1	M62	59.00	60.00	1.00	1.00	5.28	0.01	5.29
M62-23-PP-011	C1	M62	58.00	62.00	4.00	3.99	7.00	1.82	8.81
and	C1	M62	65.00	67.00	2.00	2.00	4.35	0.30	4.65
M62-23-PP-012	C1	M62	59.50	65.00	5.50	5.50	9.52	2.89	12.40
M62-23-PP-013	C1	M62	65.00	72.00	7.00	6.99	4.23	0.06	4.29
M62-23-PP-014B	C1	M62	75.00	77.00	2.00	2.00	6.29	0.75	7.04
M62-23-PP-015	C1	M62	60.00	67.00	7.00	6.99	5.76	0.62	6.38
and	C1	M62	69.00	77.00	8.00	7.99	7.44	0.01	7.46
M62-23-PP-016	C1	M62	65.00	68.00	3.00	3.00	9.79	0.02	9.81
M62-23-PP-017	C1	M62	63.00	67.00	4.00	3.99	18.72	0.19	18.91
M62-23-PP-018	C1	M62	63.00	67.00	4.00	3.99	24.06	5.40	29.46
and	C1	M62	81.00	84.00	3.00	3.00	8.99	1.17	10.17
M62-23-PP-020	C1	M62	60.00	63.00	3.00	3.00	5.95	0.45	6.40
M67-23-PP-001	C1	M67	53.00	57.50	4.50	4.50	3.42	0.01	3.42
and	C1	M67	62.00	63.00	1.00	1.00	3.78	1.16	4.93
M67-23-PP-002	C1	M67	52.75	55.00	2.25	2.25	3.46	0.00	3.47
and	C1	M67	61.00	71.00	10.00	9.98	8.78	1.18	9.96
M67-23-PP-003	C1	M67	64.00	67.00	3.00	2.99	3.11	1.68	4.79
and	C1	M67	70.00	71.40	1.40	1.40	0.91	1.16	2.07
and	C1	M67	73.00	74.00	1.00	1.00	4.03	0.15	4.18
M67-23-PP-004	C1	M67	61.00	68.00	7.00	6.98	14.25	3.37	17.62
M67-23-PP-005	C1	M67	63.00	64.00	1.00	1.00	7.19	1.83	9.02
and	C1	M67	75.00	76.00	1.00	1.00	3.66	0.58	4.24
M67-23-PP-007	C1	M67	63.00	67.00	4.00	3.99	2.90	1.27	4.16
and	C1	M67	70.80	72.00	1.20	1.20	15.25	2.52	17.77
M67-23-PP-008	C1	M67	74.00	75.00	1.00	1.00	1.91	0.22	2.13
M67-23-PP-011	C1	M67	69.00	71.00	2.00	2.00	6.18	0.33	6.51
M67-23-PP-013	C1	M67	60.00	73.00	13.00	12.96	11.11	1.44	12.55
M67-23-PP-014	C1	M67	69.00	72.00	3.00	3.00	6.76	4.00	10.76
M67-23-PP-015	C1	M67	63.00	75.00	12.00	11.97	11.92	4.91	16.83
M67-23-PP-017	C1	M67	70.00	73.00	3.00	3.00	4.18	5.66	9.84
M67-23-PP-018	C1	M67	72.00	74.00	2.00	2.00	8.21	0.30	8.51

OSISKO METALS INCORPORATED
Management's Discussion & Analysis
For the year ended December 31, 2023

M67-23-PP-019	C1	M67	72.00	76.00	4.00	4.00	1.40	1.22	2.62
M67-23-PP-020	C1	M67	71.00	74.00	3.00	2.99	4.18	1.00	5.18
M67-23-PP-021	C1	M67	69.00	73.00	4.00	4.00	7.53	3.53	11.06
and	C1	M67	78.00	82.00	4.00	4.00	8.07	15.55	23.62
M67-23-PP-022	C1	M67	69.00	74.35	5.35	5.33	4.83	0.89	5.72
and	C1	M67	76.00	77.00	1.00	1.00	13.95	10.70	24.65
M67-23-PP-023	C1	M67	67.00	73.00	6.00	5.98	8.31	0.56	8.87
M67-23-PP-024	C1	M67	65.30	70.00	4.70	4.70	20.53	1.25	21.78
M67-23-PP-025	C1	M67	71.00	72.00	1.00	1.00	0.15	1.96	2.10
M67-23-PP-026	C1	M67	75.00	76.00	1.00	1.00	1.95	0.58	2.53
M67-23-PP-027	C1	M67	55.00	58.00	3.00	2.99	2.81	0.03	2.84
and	C1	M67	61.00	69.00	8.00	7.96	9.16	3.92	13.08
M67-23-PP-028	C1	M67	59.00	60.00	1.00	1.00	1.25	0.77	2.02
and	C1	M67	63.00	66.00	3.00	3.00	4.28	0.21	4.49
M67-23-PP-029	C1	M67	63.00	66.00	3.00	2.99	2.10	1.32	3.41
M67-23-PP-030	C1	M67	61.00	66.00	5.00	4.99	5.20	4.48	9.68
September 28, 2023									
Press Release									
P499-23-PP-001	W1	P499	107.70	111.00	3.30	3.30	2.40	1.14	3.54
and	W1	P499	154.00	157.00	3.00	3.00	3.20	0.68	3.88
P499-23-PP-002	W1	P499	82.00	86.00	4.00	4.00	6.01	2.15	8.16
and	W1	P499	98.00	119.00	21.00	21.00	5.71	1.51	7.22
and	W1	P499	126.00	130.00	4.00	4.00	12.03	4.22	16.25
P499-23-PP-003	W1	P499	96.00	107.00	11.00	11.00	6.13	1.75	7.88
P499-23-PP-004	W1	P499	81.00	106.00	25.00	25.00	5.62	4.57	10.19
and	W1	P499	125.00	127.00	2.00	2.00	8.40	0.04	8.44
and	W1	P499	150.00	152.00	2.00	2.00	0.43	3.78	4.21
O556-23-PP-001	W1	O556	161.00	163.00	2.00	2.00	4.55	0.12	4.67
O556-23-PP-003	W1	O556	146.00	151.00	5.00	5.00	0.71	1.89	2.60
and	W1	O556	154.00	165.00	11.00	11.00	4.03	1.34	5.37
and	W1	O556	168.00	174.00	6.00	6.00	2.27	0.59	2.86
O556-23-PP-004	W1	O556	153.00	155.00	2.00	2.00	9.15	1.33	10.48
and	W1	O556	180.00	181.00	1.00	1.00	10.95	7.36	18.31
O556-23-PP-005	W1	O556	123.00	126.00	3.00	3.00	3.46	0.18	3.64
and	W1	O556	133.00	161.00	28.00	28.00	10.91	8.03	18.94
and	W1	O556	179.00	181.60	2.60	2.60	2.34	2.92	5.26
O556-23-PP-006	W1	O556	111.00	114.00	3.00	3.00	4.48	1.21	5.69
and	W1	O556	151.00	159.00	8.00	8.00	2.30	1.66	3.96
O556-23-PP-007	W1	O556	109.00	110.00	1.00	1.00	2.94	1.00	3.94
O556-23-PP-008	W1	O556	114.30	126.00	11.70	11.70	5.72	1.89	7.61
and	W1	O556	147.00	157.00	10.00	10.00	3.44	1.46	4.90
O556-23-PP-009	W1	O556	111.00	146.00	35.00	35.00	6.20	5.44	11.64
and	W1	O556	149.00	154.00	5.00	5.00	5.52	3.90	9.42
September 5, 2023									
Press Release									
X25-23-PP-001	W1	X25	161.00	174.00	13.00	12.99	2.62	0.30	2.92
and	W1	X25	180.00	181.00	1.00	1.00	2.66	0.39	3.05
and	W1	X25	186.00	187.50	1.50	1.50	9.17	1.91	11.08
X25-23-PP-002B	W1	X25	161.00	174.00	13.00	12.98	8.41	4.00	12.40
X25-23-PP-003	W1	X25	157.00	171.00	14.00	14.00	8.21	5.30	13.51
and	W1	X25	180.00	183.00	3.00	3.00	2.03	0.52	2.55
X25-23-PP-004	W1	X25	162.00	195.00	33.00	33.00	11.26	2.71	13.97
X25-23-PP-005	W1	X25	103.00	104.00	1.00	1.00	1.93	0.60	2.52
and	W1	X25	134.00	135.00	1.00	1.00	1.71	0.58	2.29

OSISKO METALS INCORPORATED
Management's Discussion & Analysis
For the year ended December 31, 2023

and	W1	X25	140.00	145.00	5.00	4.99	15.94	2.66	18.60
and	W1	X25	147.00	156.00	9.00	8.99	9.28	6.53	15.80
and	W1	X25	159.00	163.00	4.00	3.99	7.13	0.49	7.62
X25-23-PP-007	W1	X25	67.95	68.45	0.50	0.50	8.42	2.16	10.58
X25-23-PP-010	W1	X25	123.00	124.00	1.00	1.00	2.87	0.55	3.42
and	W1	X25	134.00	139.00	5.00	4.99	3.90	0.22	4.12
X25-23-PP-011	W1	X25	132.00	135.00	3.00	3.00	2.55	1.02	3.58
and	W1	X25	138.00	141.00	3.00	3.00	4.00	0.29	4.30
X25-23-PP-012	W1	X25	112.00	113.00	1.00	1.00	3.36	0.78	4.14
and	W1	X25	132.00	135.00	3.00	3.00	2.62	0.65	3.27
and	W1	X25	138.00	139.50	1.50	1.50	2.44	0.59	3.03
X25-23-PP-013	W1	X25	116.00	122.00	6.00	5.99	2.51	7.38	9.88
and	W1	X25	125.00	126.00	1.00	1.00	7.52	0.74	8.26
and	W1	X25	133.00	140.00	7.00	6.99	2.12	0.14	2.26
X25-23-PP-015	W1	X25	113.00	115.00	2.00	2.00	2.00	0.68	2.68
and	W1	X25	121.00	122.00	1.00	1.00	3.02	2.43	5.45
and	W1	X25	124.00	132.00	8.00	7.99	4.20	1.19	5.40
X25-23-PP-016	W1	X25	126.00	133.00	7.00	6.99	6.58	0.48	7.06
and	W1	X25	138.00	140.00	2.00	2.00	4.09	0.01	4.10
X25-23-PP-018	W1	X25	131.00	133.00	2.00	1.99	9.04	1.47	10.51
X25-23-PP-019	W1	X25	55.00	59.00	4.00	4.00	1.83	0.79	2.62
and	W1	X25	96.00	100.00	4.00	4.00	5.92	3.68	9.60
and	W1	X25	104.00	105.00	1.00	1.00	7.47	0.82	8.29
and	W1	X25	107.00	108.00	1.00	1.00	1.79	0.59	2.38
and	W1	X25	117.00	118.00	1.00	1.00	3.11	0.24	3.35
and	W1	X25	120.00	125.00	5.00	4.99	4.29	0.96	5.25
and	W1	X25	127.00	128.00	1.00	1.00	2.03	0.60	2.63
X25-23-PP-020	W1	X25	104.00	105.00	1.00	1.00	5.36	2.07	7.43
X25-23-PP-021	W1	X25	133.00	137.00	4.00	3.99	3.61	1.65	5.26
X25-23-PP-022	W1	X25	124.00	125.00	1.00	1.00	1.97	0.73	2.69
and	W1	X25	140.00	141.00	1.00	1.00	3.36	0.02	3.38
X25-23-PP-023	W1	X25	123.00	127.00	4.00	3.99	1.63	0.55	2.18
and	W1	X25	129.00	130.00	1.00	1.00	1.59	0.57	2.17
and	W1	X25	132.00	133.00	1.00	1.00	2.10	1.05	3.15
X25-23-PP-024	W1	X25	115.00	116.00	1.00	1.00	1.58	0.46	2.04
and	W1	X25	135.00	138.00	3.00	2.99	16.40	1.04	17.44
X25-23-PP-025	W1	X25	115.00	116.00	1.00	1.00	6.72	0.82	7.54
and	W1	X25	125.00	126.00	1.00	1.00	1.74	0.35	2.09
X25-23-PP-026	W1	X25	95.00	100.00	5.00	5.00	4.25	1.49	5.74
and	W1	X25	119.00	126.00	7.00	7.00	6.17	0.89	7.06
X25-23-PP-028	W1	X25	118.00	129.00	11.00	10.96	5.84	0.75	6.58
and	W1	X25	132.00	135.00	3.00	2.99	9.39	1.10	10.50
X25-23-PP-029	W1	X25	122.00	123.00	1.00	1.00	3.24	1.24	4.47
X25-23-PP-030	W1	X25	117.00	118.00	1.00	1.00	2.18	0.38	2.56
and	W1	X25	120.00	122.00	2.00	2.00	3.81	0.47	4.28
and	W1	X25	126.00	132.00	6.00	5.99	6.01	1.46	7.47
and	W1	X25	138.00	141.00	3.00	3.00	4.77	0.28	5.06
X25-23-PP-031	W1	X25	110.00	118.50	8.50	8.48	2.90	0.18	3.08
and	W1	X25	122.00	124.00	2.00	2.00	3.11	0.55	3.66
and	W1	X25	132.00	133.50	1.50	1.50	1.73	0.29	2.02
and	W1	X25	137.00	138.00	1.00	1.00	2.95	0.61	3.56
and	W1	X25	142.50	146.00	3.50	3.49	11.02	0.22	11.25
X25-23-PP-032	W1	X25	107.00	108.00	1.00	1.00	0.00	2.23	2.23
and	W1	X25	116.00	118.00	2.00	2.00	1.39	3.40	4.79
and	W1	X25	120.00	132.00	12.00	11.99	3.23	1.92	5.15
X25-23-PP-033	W1	X25	126.00	129.00	3.00	2.99	2.27	7.78	10.05
and	W1	X25	138.00	141.00	3.00	2.99	10.35	2.19	12.54
X25-23-PP-034	W1	X25	137.00	144.00	7.00	6.98	21.09	3.24	24.33

OSISKO METALS INCORPORATED
 Management's Discussion & Analysis
 For the year ended December 31, 2023

and	W1	X25	148.00	149.00	1.00	1.00	3.04	0.19	3.23
X25-23-PP-037	W1	X25	132.00	133.00	1.00	1.00	25.90	5.15	31.05
and	W1	X25	136.00	139.00	3.00	2.99	8.26	1.12	9.38
X25-23-PP-038	W1	X25	135.00	144.00	9.00	8.98	11.42	1.79	13.21
X25-23-PP-039	W1	X25	133.00	141.00	8.00	7.98	24.84	5.36	30.20
X25-23-PP-040	W1	X25	138.00	142.00	4.00	3.99	19.39	3.03	22.41
X25-23-PP-041	W1	X25	138.00	140.00	2.00	2.00	12.85	0.77	13.62

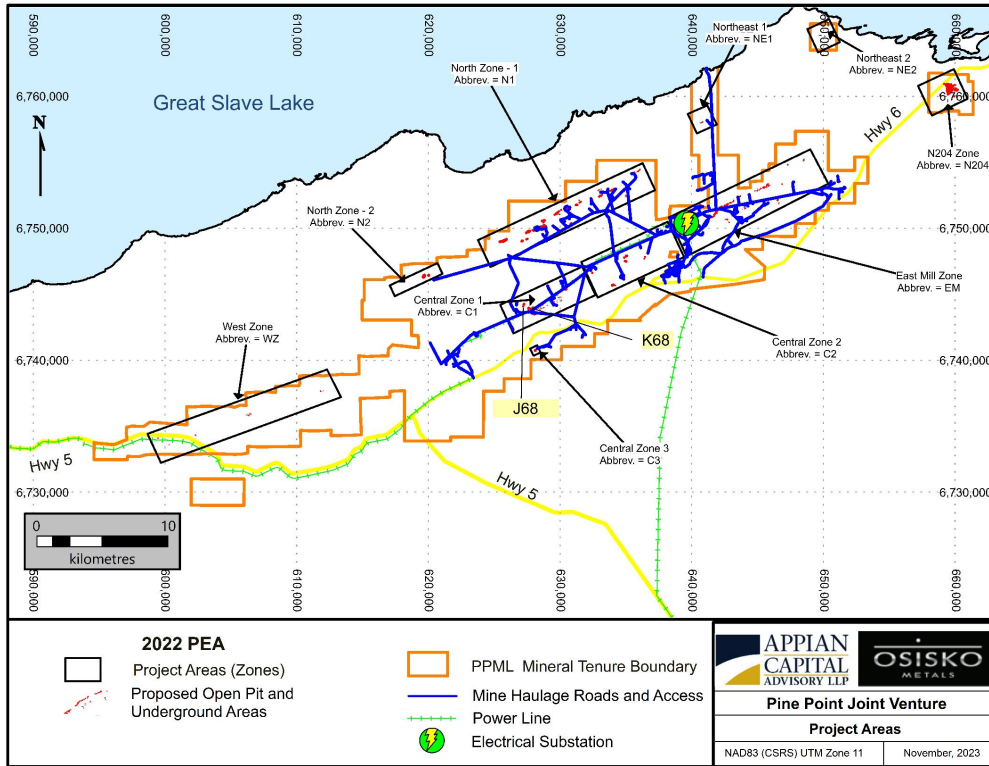


Figure 4: Map accompanying the Press Release dated November 13, 2023.

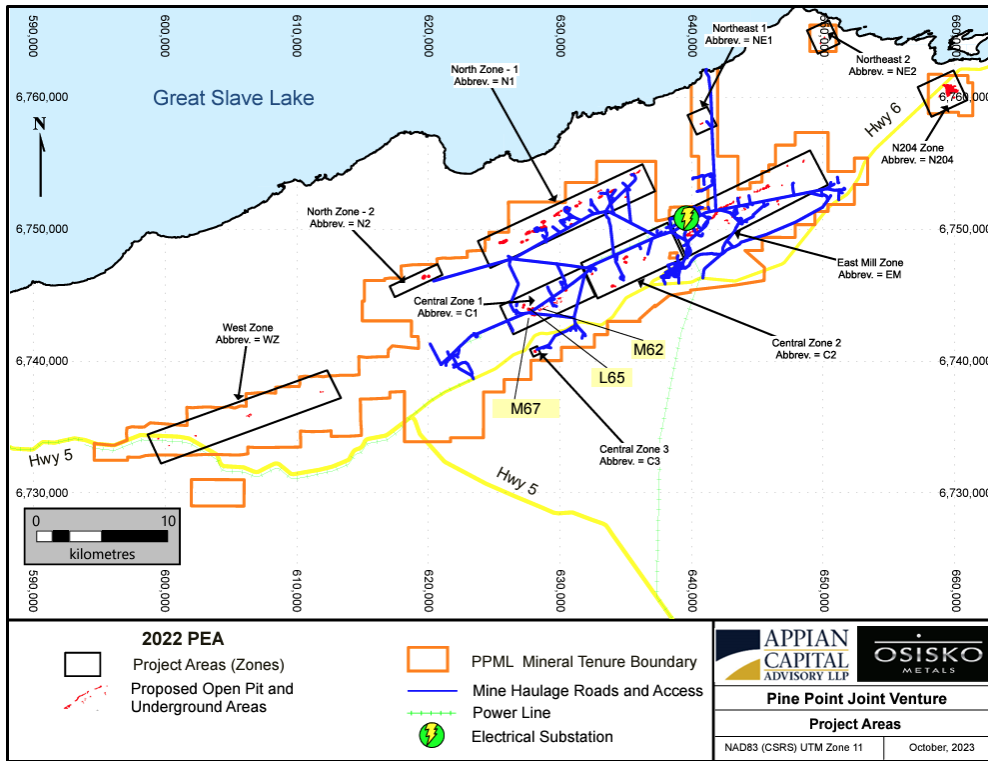


Figure 5: Map accompanying the Press Release dated October 12, 2023.

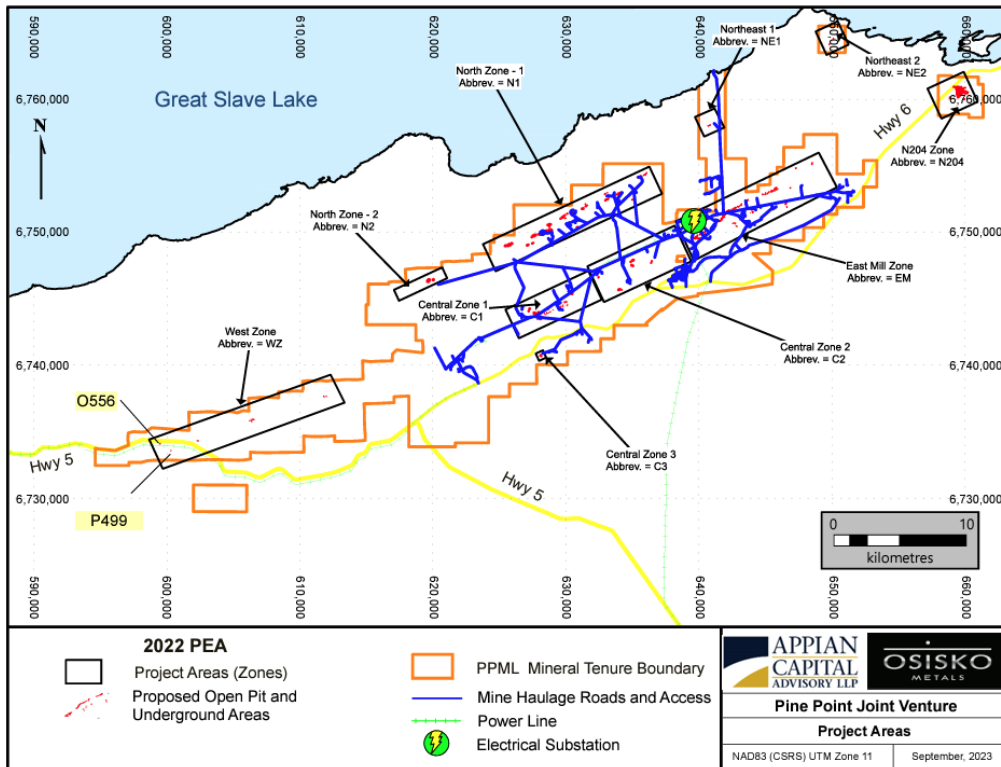


Figure 6: Map accompanying the Press Release dated September 28, 2023.

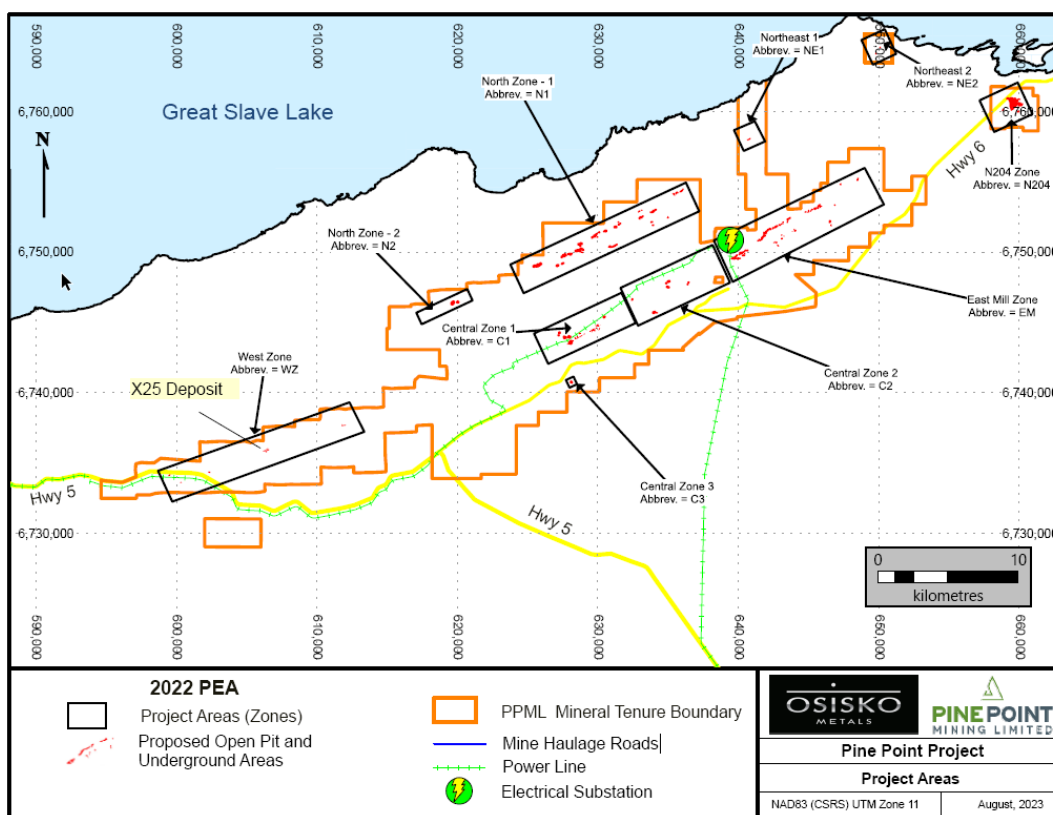


Figure 7: Map accompanying the Press Release dated September 5, 2023.

Pine Point Royalty

On January 23, 2020, the Company concluded an agreement (the “Sales Agreement”) with Osisko Gold Royalties Ltd (“OGR”) to sell a 1.5% NSR royalty on the Pine Point Project, for cash consideration of \$6.5 million. Pursuant to the terms of the Sales Agreement, in connection with the NSR royalty sale, the Company granted to OGR a right of first offer on any future sales by the Company of any additional royalties, streams or similar interests on the Pine Point Project. The Sales Agreement was amended on December 30, 2020 (the “NSR Amendment”). Pursuant to the NSR Amendment, the Company granted an additional 0.5% NSR royalty to OGR for \$6.5 million. On February 25, 2022, the Company finalized an agreement with OGR, pursuant to which OGR was granted a further 1.0% NSR royalty on the Pine Point Project in exchange for cash consideration of \$6.5 million. Upon closing of this agreement, OGR holds a combined 3% NSR royalty on the Pine Point Project.

Description of Financing Transactions, not already discussed

On June 8, 2023, the Company agreed to issue 2,000,000 Common Shares at a deemed issue price of \$0.3125 per Common Share in satisfaction of an aggregate of \$0.6 million in obligations due to Maxit, who acted as the financial advisor to the Company in connection with the Transaction with Appian. The \$0.6 million was recorded in the consolidated statement of profit (loss) and comprehensive income (loss) for the year ended December 31, 2023.

On July 12, 2023, the Company completed a private placement offering, pursuant to which Osisko Metals issued an aggregate of 8,750,000 Common Shares (each, a “FT Share”) that qualify as “flow-through shares” within the meaning of the *Income Tax Act* (Canada) and the *Taxation Act* (Québec) at a price of \$0.40 per FT Share for aggregate gross proceeds of \$3.5 million (the “Offering”).

In connection with the Offering, share issue costs totaled \$0.5 million, including \$0.5 million in cash and the issuance of 612,500 non-transferable broker warrants of the Company (each, a “Broker Warrant”). Each Broker Warrant entitles the holder thereof to purchase one Common Share at a price of \$0.25 per Common Share until January 12, 2025.

OSISKO METALS INCORPORATED
Management's Discussion & Analysis
For the year ended December 31, 2023

Transactions impacting the year ended December 31, 2022:

On June 16, 2022, the Company completed the Offering of an aggregate of (i) 4,600,000 common flow-through shares at an issue price of \$0.50 per share, and (ii) 19,166,667 units of the Company ("Flow-Through Units") at an issue price of \$0.54 per Flow-Through Unit, for aggregate gross proceeds of \$12.7 million. Each Flow-Through Unit is comprised of one Common Share and one-half of one Warrant. Each Warrant entitles the holder thereof to acquire one Common Share (each, a "Warrant Share") at a price of \$0.57 per Warrant Share for a period of 60 months following the closing date of the Offering.

Share issue costs totaled \$1.1 million, including \$1.0 million in cash and the issuance of 1,416,458 compensation warrants (the "Compensation Warrants") valued at \$0.1 million. Each Compensation Warrant entitles the holder thereof to purchase one Common Share at a price of \$0.54 per Common Share for a period of 24 months from the closing date of the Offering.

On December 5, 2022, the Company closed a secured senior loan agreement (the "Secured Loan") with Osisko Mining Inc. ("OSK") for \$6.0 million (the "Principal Amount") with a maturity date of March 31, 2023. This maturity date was extended to April 30, 2023 on March 31, 2023. Under the terms of the Secured Loan, interest was payable on the Principal Amount at a rate per annum that is equal to 13.5%, compounded quarterly and accrued interest was payable upon repayment of the Principal Amount. The Secured Loan was repaid on April 6, 2023.

Selected Annual Financial Information

A summary of selected annual financial information for the years ended December 31, 2023, 2022 and 2021, is outlined below:

	2023	2022	2021
	\$	\$	\$
Cash and cash equivalents	1,670,610	3,078,856	6,469,732
Investments	11,702	5,319	7,713
Working capital	(294,089)	(4,682,039)	2,021,056
Total assets	143,530,016	104,839,574	100,232,009
Total non-current financial liabilities	-	-	-
Investments in exploration & evaluation assets ⁽ⁱ⁾	10,539,084	24,061,153	8,415,150
Sale of Royalty	-	6,500,000	-
Total revenue	-	-	-
Net profit (loss)	11,271,856	(18,568,628)	(5,253,499)
Basic profit (loss) per share	0.05	(0.09)	(0.03)
Diluted profit (loss) per share	0.04	(0.09)	(0.03)
Dividends per share	-	-	-

(i) Including the payments of options on properties, on a cash basis.

During these years the movement in working capital is due to the sales of royalties and assets, in addition to financings completed during the periods, offset by investments in E&E assets and operating expenses. For all years, the net profit (loss) for each year is primarily comprised of operating expenses, such as consulting and compensation costs (including share-based compensation), professional fees, travel, other office administrative costs and impairment costs for exploration and evaluation assets where claims are not expected to be renewed, where the Company has decided to discontinue E&E activities or the assets carrying amount exceeds its recoverable amount.

The increase in the net loss for the year ended December 31, 2022 ("YTD-2022"), compared to 2021, is primarily due to a larger impairment in E&E assets (\$11.0 million in 2022 versus \$3.9 million in 2021).

There is a net profit for the year ended December 31, 2023 ("YTD-2023"), due to the Company recognizing a net non-cash gain on deconsolidation of \$13.2 million for PPML and net financial income totaling \$1.3 million for the period.

Results of Operations

Year ended December 31, 2023

The Company had net income of \$11.3 million during YTD-2023, compared to a net loss of \$18.6 million for YTD-2022.

The operating loss for YTD-2023 was \$3.6 million and decreased by \$10.4 million as compared to YTD-2022. The lower operating loss is due primarily to the impairment in E&E assets recorded in YTD-2022 of \$11.0 million (\$ nil in YTD-2023). This loss was significantly offset by the increase in costs due to the higher consulting and professional fees (\$0.8 million) related to higher level of corporate development activities during YTD-2023. In addition, higher investor relation costs (\$0.3 million) coincided with an increase in marketing efforts.

As discussed under the "*Deconsolidation of Pine Point Mining Limited and investment in joint venture*" heading below, the Company recognized a net non-cash gain on deconsolidation of \$13.2 million during YTD-2023 and the Company's share of its loss in PPML was \$0.3 million in YTD-2023 (\$ nil in YTD-2022).

Osisko Metals had net financial income of \$1.3 million in YTD-2023, which increased by \$1.2 million from YTD-2022. The increase relates primarily (\$3.9 million) to the unrealized gain on the derivative liability embedded in the Convertible Note with Glencore and interest revenue earned on cash balances (\$0.2 million). This gain was partially offset by interest expense incurred on the Convertible Note (\$2.1 million) and a loss of foreign exchange \$0.3 million which is a result of the US\$ denominated Convertible Note.

Income tax recoveries for YTD-2023 totaled \$0.8 million and primarily relates to the tax impact of flow-through shares issued by Osisko Metals. For YTD-2022, there was a tax expense of \$4.5 million primarily related to activities in PPML which is no longer consolidated.

Liquidity and Capital Resources

As at December 31, 2023, the Company had negative working capital of \$0.3 million compared to negative working capital of \$4.7 million as at December 31, 2022. Cash amounted to \$1.7 million as at December 31, 2023, compared to \$3.1 million as at December 31, 2022.

The decrease of \$1.4 million in the Company's cash position during YTD-2023 is primarily due to investments made in E&E assets (\$10.5 million), repayment of the Secured Loan (\$6.3 million) and cash used in operating activities (\$5.8 million). Subsequent to Appian's investment in PPML, cash held by PPML (\$1.8 million) is no longer included in the Company's liquidity. It was mostly offset by proceeds received as part of the transaction with Appian related to a partial sale of Osisko Metals' interest in PPML (\$8.3 million), the advance on the Convertible Loan (\$6.7 million) and net proceeds received in private placements of equity in Osisko Metal (\$8.0 million).

As the Company is in the exploration and evaluation stage on its projects, it has not recorded any revenues from operations, has no source of operating cash flow, and no assurance that additional funding will be available to it for further development of its projects. The working capital as at December 31, 2023 will not be sufficient to meet the Company's obligations, commitments and budgeted expenditures through December 31, 2024.

The Company's ability to continue future operations beyond December 31, 2024, and fund its planned exploration and evaluation activities at its projects is dependent on Management's ability to secure additional financing in the future. This may be completed in a number of ways, including, but not limited to, selling a royalty on its projects, the issuance of debt or equity instruments and the completion of joint venture arrangements. Management will pursue such additional sources of financing when required, and while Management has been successful in securing financing in the past, there can be no assurance it will be able to do so in the future or that these sources of funding or initiatives will be available for the Company or that they will be available on terms which are acceptable to the Company. If the funds are not available on terms satisfactory to the Company, some planned activities may be postponed and the Company will be required to re-evaluate its plans and allocate its total resources in such a manner as the Board and Management deem to be in the Company's best interest.

OSISKO METALS INCORPORATED
Management's Discussion & Analysis
For the year ended December 31, 2023

The discussions about working capital above does not include working capital of PPML. As described above under the “*Deconsolidation of Pine Point Mining Limited and investment in joint venture*” heading below, subsequent to the closing of the Transaction and until Appian has acquired an ownership interest of 60% in PPML, all funding in respect of the Pine Point Project will be made by way of cash calls issued by the board of PPML. Accordingly, the Company will not be required to make any cash contributions to PPML until Appian has reached the Target Ownership Percentage, following which, cash calls will be satisfied by each of Appian and Osisko Metals on a pro-rata basis pursuant to approved annual programs and budgets as determined by the board of PPML.

Quarterly Information

A summary of selected quarterly financial information for the last eight quarters is outlined below:

(for the three months ended)	December 31, 2023	September 30, 2023	June 30, 2023	March 31, 2023
	\$	\$	\$	\$
Cash and cash equivalents	1,670,610	3,000,690	5,805,092	1,916,075
Working capital	(294,089)	1,463,980	5,632,265	(17,268,256)
Total assets	143,530,016	144,170,620	104,274,900	113,634,004
Investments in exploration and evaluation assets ⁽ⁱ⁾	782,048	1,829,202	70,089	7,857,745
Total revenue	-	-	-	-
Net income (loss)	(186,223)	194,037	12,656,416	(1,452,374)
Basic net income (loss) per share ⁽ⁱⁱ⁾	(0.001)	0.001	0.052	(0.006)
Diluted net income (loss) per share ⁽ⁱⁱ⁾	(0.001)	0.001	0.052	(0.006)

(for the three months ended)	December 31,2022	September 30,2022	June 30,2022	March 31,2022
	\$	\$	\$	\$
Cash	3,078,856	3,727,505	12,711,755	6,976,819
Working capital	(4,682,039)	(1,304,686)	8,069,058	3,717,448
Total assets	104,839,574	114,353,400	112,467,705	99,583,489
Investments in exploration and evaluation assets ⁽ⁱ⁾	7,528,908	6,739,233	4,884,112	4,908,900
Total revenue	-	-	-	-
Net loss	(15,753,644)	(93,753)	(833,037)	(618,444)
Basic and diluted net loss per share ⁽ⁱⁱ⁾	(0.070)	(0.000)	(0.004)	(0.003)

(i) Including the payments of options on properties, on a cash basis.

(ii) Net loss per share is based on each reporting period's weighted average number of shares outstanding, which may differ on a quarter-to-quarter basis. As such, the sum of the quarterly net loss per share amounts may not equal year-to-date net loss per share.

The changes in the Company's cash and cash equivalents and working capital are directly impacted by the level of investments made in E&E activities and the sales of royalties and assets, in addition to financings completed during the periods. Over the last eight quarters, the variation in the operating loss per quarter has been impacted by the level of corporate activity at the Company. The timing of non-cash expenses (such as share-based compensation and impairment of E&E assets) and non-cash income (such as income tax recoveries) are the main reasons for significant quarterly variations (increase or decrease) in net loss over the last eight quarters.

In addition, as discussed under the “Transaction with Appian” and “The Gaspé Copper Transaction” headings, the closing of transactions with Appian (in Q2-2023) and Glencore (in Q3-2023) have impacted the net income (loss) of the Company.

Outlook

The Company's development strategy is focused on the development of economic mineral deposits with exploration upside potential, where the benefits of developing and operating mines or the sale of these mining assets, will ensure the Company's sustainability. Management, while implementing its development strategy, analyzes the global market supply and demand context regarding the commodities that the Company is developing and the overall stock market.

Osisko Metals is developing two of Canada's premier past-producing brownfield assets – the Gaspé Copper Project and the Pine Point Project with its joint venture with Appian.

Osisko Metals completed the 2022 PEA on the Pine Point Project in July 2022, which incorporated operational improvements to the mining plan, mineral resource inventory, dewatering estimates, and operational strategy compared to the previous PEA completed in 2020. The 2022 PEA leveraged the substantial infrastructure already present on-site. The Company, along with Appian, will continue to de-risk the Pine Point Project and bring further improvements to the 2022 PEA through the following activities:

- Incorporate previous drilling campaigns (2020, 2021 and 2022) in addition to the most recently completed drilling campaign during the winter of 2023. All campaigns focused on expansion and definition drilling of historical resources to convert the maximum amount of the Mineral Resources to the Indicated category in order to be incorporated into the feasibility study.
- This drilling will be incorporated into an updated MRE that will be completed concurrently along with the Pine Point Project's Feasibility Study, expected to be initiated in the summer of 2024.
- A renewed focus on the EA process and permitting commenced in 2023 and discussions are underway to establish the framework of IBA agreements following the Joint Venture with Appian.

Subsequent to signing the option agreement with Glencore on the Gaspé Copper Project, the Company released the Initial MRE for the Mount Copper deposit. This was the Company's first step in its comprehensive strategy to fully evaluate all potentially economic copper deposits remaining within this past-producing porphyry copper/skarn stockwork complex. The Company completed the 2022 summer drill program to upgrade the Mineral Resource Estimate to the Measured & Indicated categories to use in an eventual Feasibility Study. The Company anticipates issuing an updated, NI 43-101 compliant, pit-constrained Mineral Resource Estimate for the Mount Copper deposit in Q2-2024 and intends to launch a PEA in Q3-2024 on the Mount Copper deposit to rapidly develop this asset.

Related Party Transactions, not already disclosed

Related party transactions, not otherwise disclosed, are summarized below. Key management includes directors and officers of the Company. The compensation paid or payable to key management for employee services is presented below for the years ended December 31, 2023 and 2022:

	<u>2023</u>	<u>2022</u>
	\$	\$
Salaries and short-term employee benefits	387,500	870,400
Share-based compensation	291,318	273,766
	<u>678,818</u>	<u>1,144,166</u>

On May 26, 2023, the Company approved the grant of stock options ("Options") to certain directors, officers, key employees and key consultants to purchase up to an aggregate of 1,705,000 Common Shares. This grant is subject to a three-year vesting period and a five-year term at an exercise price of \$0.25 per share.

On September 22, 2023, the Company granted Options to certain directors to purchase up to an aggregate of 400,000 Common Shares. This grant is subject to a three-year vesting period and a five-year term at an exercise price of \$0.19 per Common Share.

On March 26, 2024, the Company granted Options to certain directors, officers, key employees and key consultants to purchase up to an aggregate of 1,935,000 Common Shares. This grant is subject to a three-year vesting period and a five-year term at an exercise price of \$0.155 per Common Share.

Commitments and Obligations

The Company has an environmental rehabilitation obligation totaling \$4.7 million, which represents the present value of the estimated amount of undiscounted cash flows required to satisfy the environmental rehabilitation obligation in respect of the Gaspé Copper Project.

On June 16, 2022, the Company received \$12.7 million following the issuance of flow-through shares for which the Company renounced tax deductions as at December 31, 2022. As at December 31, 2023, this commitment is complete.

On July 12, 2023, the Company received \$3,500,000 following the issuance of flow-through shares for which the Company renounced tax deductions as at December 31, 2023. As at December 31, 2023, \$2.3 million remains to be incurred by December 31, 2024.

Off-balance Sheet Items

As of March 26, 2024, the Company has no off-balance sheet arrangements.

Outstanding Share Data

As of March 26, 2024, the Company has 256,574,935 issued and outstanding Common Shares, 14,725,000 outstanding stock options and 11,612,291 outstanding Warrants.

Risk Factors

An investment in the Company's common shares is subject to a number of risks and uncertainties. An investor should carefully consider the risks described below and the other information filed with the Canadian securities regulators (www.sedarplus.ca), before investing in the Company's common shares. If any of the described risks occur, or if others occur, the Company's business, operating results and financial condition could be seriously harmed and investors may lose a significant proportion of their investment.

The following risk factors may not be a definitive list of all risk factors associated with an investment in Osisko Metals or in connection with the business and operations of Osisko Metals.

Industry Conditions

The exploration for and development of mineral deposits involve significant risks and while the discovery of an ore body may result in substantial rewards, few properties that are explored are ultimately developed into producing mines. All of Osisko Metals' properties are in the exploration stage and Osisko Metals is presently not exploiting any of its properties and its future success will depend on its capacity to generate revenues from an exploited property.

The discovery of mineral deposits depends on a number of factors, including the professional qualification of its personnel in charge of exploration. Whether a mineral deposit will be commercially viable depends on a number of factors, some of which are the particular attributes of the deposit, such as size, grade and proximity to infrastructure, as well as metal prices which are highly cyclical and government regulations, including regulations relating to prices, taxes, royalties, land tenure, land use, importing and exporting of minerals and environmental protection. In the event that Osisko Metals wishes to commercially exploit one of its properties, the exact effect of these factors cannot be accurately predicted, but the combination of these factors may result in Osisko Metals not receiving an adequate return on invested capital. Osisko Metals' operations will be subject to all the hazards and risks normally encountered in the exploration and development of mineral deposits. Mining operations generally involve a high degree of risk, including unusual and unexpected geologic formations. There can be no guarantee that sufficient quantities of minerals will be discovered or that one of Osisko Metals' properties will reach the commercial production stage.

Regulatory Matters

Osisko Metals' activities are subject to governmental laws and regulations. These activities can be affected at various levels by governmental regulation governing prospecting and development, price control, taxes, labour standards and occupational health, expropriation, mine safety and other matters. Exploration and commercialization are subject to various federal, provincial and local laws and regulations relating to the protection of the environment. These laws impose high standards on the mining industry to monitor the discharge of wastewater and report the results of such

monitoring to regulatory authorities, to reduce or eliminate certain effects on or into land, water or air, to progressively rehabilitate mine properties, to manage hazardous wastes and materials and to reduce the risk of worker accidents.

Failure to comply with applicable laws and regulations may result in civil or criminal fines or penalties or enforcement actions, including orders issued by regulatory or judicial authorities enjoining or curtailing operations or requiring corrective measures, installation of additional equipment or remedial actions, any of which could result in significant expenditures. Osisko Metals may also be required to compensate private parties suffering loss or damage by reason of a breach of such laws, regulations or permitting requirements. It is also possible that future laws and regulations, or more stringent enforcement of current laws and regulations by governmental authorities, could cause additional expense, capital expenditures, restrictions on or suspensions of Osisko Metals' activities and delays in the exploration of properties.

Amendments to current laws, regulations and permits governing operations and activities of mining companies, or more stringent implementation thereof, could have a material adverse impact on Osisko Metals and cause increases in capital expenditures or production costs or reduction in levels of production at producing properties or require abandonment or delays in development of new mining properties.

Competition

Osisko Metals' activities are directed towards the exploration and evaluation of mineral deposits. There is no certainty that the expenditures to be made by Osisko Metals will result in discoveries of commercial quantities of mineral deposits. There is aggressive competition within the mining industry for the discovery and acquisition of properties considered to have commercial potential. Osisko Metals will compete with other interests, many of which have greater financial resources than it will have, for the opportunity to participate in promising projects. Significant capital investment is required to achieve commercial production from successful exploration efforts, and Osisko Metals may not be able to successfully raise funds required for any such capital investment.

Osisko Metals' operations are subject to financing risks and additional financing may result in dilution or partial sale of assets

Osisko Metals' operations are subject to financing risks. At the present time, Osisko Metals does not have any producing projects and no sources of revenue. Osisko Metals' ability to explore for and find potential economic projects, and then to bring them into production, is highly dependent upon its ability to raise equity and debt capital in the financial markets. Any projects that Osisko Metals develops will require significant capital expenditures. To obtain such funds, Osisko Metals may sell additional securities including, but not limited to, Osisko Metals common shares or some form of convertible security, the effect of which could result in a substantial dilution of the equity interests of the Osisko Metals Shareholders. Alternatively, Osisko Metals may also sell a part of its interest in an asset in order to raise capital. There is no assurance that Osisko Metals will be able to raise the funds required to continue its exploration programs and finance the development of any potentially economic deposit that is identified on acceptable terms or at all. The failure to obtain the necessary financing could have a material adverse effect.

Economics of developing mineral properties

Mineral exploration and development is speculative and involves a high degree of risk. While the discovery of an ore body may result in substantial rewards, few properties which are explored are commercially mineable and ultimately developed into producing mines. There is no assurance that any exploration properties will be commercially mineable.

Should any mineral resources exist, substantial expenditures will be required to confirm mineral reserves which are sufficient to commercially mine and to obtain the required environmental approvals and permitting required to commence commercial operations. The decision as to whether a property contains a commercially viable mineral deposit and should be brought into production will depend upon the results of exploration programs and/or feasibility studies, and the recommendations of duly qualified engineers and/or geologists, all of which involves significant expense. This decision will involve consideration and evaluation of several significant factors including, but not limited to: (a) costs of bringing a property into production, including exploration and development work, preparation of production feasibility studies and construction of production facilities; (b) availability and costs of financing; (c) ongoing costs of production; (d) metal prices; (e) environmental compliance regulations and restraints (including potential environmental liabilities associated with historical exploration activities); and (f) political climate and/or governmental regulation and control. Development projects are also subject to the successful completion of engineering studies, issuance of necessary governmental permits, and availability of adequate financing. Development projects have no operating history upon which to base estimates of future cash flow.

Osisko Metals may be subject to liability or sustain loss for certain risks and hazards against which it does not or cannot economically insure

Mining is capital intensive and subject to a number of risks and hazards, including environmental pollution, accidents or spills, industrial and transportation accidents, labour disputes, changes in the regulatory environment, natural phenomena (such as inclement weather conditions, earthquakes, pit wall failures and cave-ins) and encountering unusual or unexpected geological conditions. Such risk and hazards might impact Osisko Metals' business. Consequently, many of the foregoing risks and hazards could result in damage to, or destruction of, Osisko Metals' mineral properties or future processing facilities, personal injury or death, environmental damage, delays in or interruption of or cessation of their exploration or development activities, delay in or inability to receive required regulatory approvals, or costs, monetary losses and potential legal liability and adverse governmental action. Osisko Metals may be subject to liability or sustain loss for certain risks and hazards against which it does not or cannot insure or against which it may reasonably elect not to insure because of the cost. This lack of insurance coverage could result in material economic harm to Osisko Metals. Reclamation costs are uncertain and planned expenditures estimated by management may differ from the actual expenditures required.

Information systems and cyber security

Osisko Metals relies on its IT infrastructure to meet its business objectives. Osisko Metals uses different IT systems, networks, equipment and software and has adopted security measures to prevent and detect cyber threats. However, Osisko Metals and third-party service providers and vendors may be vulnerable to cyber threats, which have been evolving in terms of sophistication and new threats are emerging at an increased rate. Unauthorized third parties may be able to penetrate network security and misappropriate or compromise confidential information, create system disruptions or cause shutdowns to Osisko Metals or its counterparties. Although Osisko Metals has not experienced any losses relating to cyber-attacks or other information security breaches, there can be no assurance that there will be no such loss in the future. Significant security breaches or system failures of Osisko Metals or its counterparties, especially if such breach goes undetected for a period of time, may result in significant costs, fines or lawsuits and damage to reputation. The significance of any cyber security breach is difficult to quantify, but may in certain circumstances be material and could have a material adverse effect on Osisko Metals' business.

Factors beyond the control of Osisko Metals

The potential profitability of mineral properties is dependent upon many factors beyond Osisko Metals' control. For instance, world prices of and markets for minerals are unpredictable, highly volatile, potentially subject to governmental fixing, pegging and/or controls and respond to changes in domestic, international, political, social and economic environments. Another factor is that rates of recovery of minerals from mined ore (assuming that such mineral deposits are known to exist) may vary from the rate experienced in tests and a reduction in the recovery rate will adversely affect profitability and, possibly, the economic viability of a property. Profitability also depends on the costs of operations, including costs of labour, equipment, electricity, environmental compliance or other production inputs. Such costs will fluctuate in ways Osisko Metals cannot predict and are beyond Osisko Metals' control, and such fluctuations will impact profitability and may eliminate profitability altogether. Additionally, due to worldwide economic uncertainty, the availability and cost of funds for development and other costs have become increasingly difficult, if not impossible, to project. These changes and events may materially affect the financial performance of Osisko Metals and they may also negatively impact the project schedule.

Infectious Disease Outbreaks

Osisko Metals faces risks related to health epidemics, pandemics and other outbreaks of infectious diseases, which could significantly disrupt, directly or indirectly, its operations and may materially and adversely affect its business and financial conditions.

Osisko Metals' business could be adversely impacted by the effects of the coronavirus or other epidemics or pandemics. The extent to which an epidemic or pandemic impacts Osisko Metals' business, including its operations and the market for its securities, will depend on future developments, which are highly uncertain and cannot be predicted at this time, and include the duration, severity and scope of an outbreak and the actions taken to contain or treat such outbreak. In particular, the continued spread of the coronavirus globally could materially and adversely impact Osisko Metals' business including without limitation, employee health, workforce productivity, increased insurance premiums, limitations on travel, the availability of industry experts and personnel, operations and business of third party operators, and other factors that will depend on future developments beyond Osisko Metals' control, which may have a material and adverse effect on its business, financial condition and results of operations. There can be no assurance that Osisko Metals' personnel will not be impacted by these pandemic diseases and ultimately

see its workforce productivity reduced or incur increased medical costs / insurance premiums as a result of these health risks.

In addition, a significant outbreak of infectious diseases could result in a widespread global health crisis that could adversely affect global economies and financial markets resulting in an economic downturn that could have an adverse effect on the demand for precious metals and Osisko Metals' future prospects.

Fluctuation in market value of Osisko Metals common shares

The market price of Osisko Metals common shares is affected by many variables not directly related to the corporate performance of Osisko Metals, including the strength of the economy generally, the availability and attractiveness of alternative investments, and the breadth of the public market for the stock. The effect of these and other factors on the market price of the Osisko Metals common shares in the future cannot be predicted.

Financial Risks

The Company's activities expose it to a variety of financial risks: market risks (including foreign currency risk), credit risk and liquidity risk. The Company's overall risk management program focuses on the unpredictability of financial markets and seeks to minimize potential adverse effects on the Company's performance.

A description of the financial risks are included in the Financial Statements, filed on SEDAR+ (www.sedarplus.ca).

Internal Control Disclosure

In November 2007, the Canadian Securities Administrators exempted issuers on the TSXV, such as the Company, from certifying disclosure controls and procedures, as well as internal controls over financial reporting as of December 31, 2007, and thereafter. The Company is required to file basic certificates. The Company makes no assessment relating to establishment and maintenance of disclosure controls and procedures as defined under National Instrument 52-109.

Basis of Presentation of Financial Statements

The Financial Statements have been prepared in accordance with the IFRS Accounting Standard.

The Board has approved the Financial Statements on March 26, 2024.

The significant accounting policies of Osisko Metals, as well as the accounting standards issued but not yet effective, are detailed in the notes to the Financial Statements, filed on SEDAR+ (www.sedarplus.ca).

Critical Accounting Judgments, Estimates and Assumptions

Estimates and assumptions are continually evaluated and are based on historical experience and other factors, including expectations of future events that are believed to be reasonable under the circumstances. The determination of estimates requires the exercise of judgment based on various assumptions and other factors such as historical experience and current and expected economic conditions. Actual results could differ from those estimates.

The critical accounting, judgments, estimates and assumptions are the same as those in the Financial Statements filed on SEDAR+ (www.sedarplus.ca).

Financial Instruments

All financial instruments are required to be measured at fair value on initial recognition. The fair value is based on quoted market prices, unless the financial instruments are not traded in an active market. In this case, the fair value is determined by using valuation techniques like the Black-Scholes option pricing model or other valuation techniques. Measurement in subsequent periods depends on the classification of the financial instrument.

A description of financial instruments and their fair value is included in the Financial Statements filed on SEDAR+ (www.sedarplus.ca).

Additional Information

Additional information relating to the Company has been filed on SEDAR+ and is available at www.sedarplus.ca.

Cautionary Statement Regarding Forward-Looking Statements

Statements contained in this document that are not historical facts are regarded as forward-looking statements. Such forward-looking statements include, but are not limited to, statements relating to the future financial or operating performance of the Company; the Company's mineral projects; the future price of metals; the estimation of mineral resources; the realization of mineral resource estimates; the timing and amount of estimated future production (if any); capital, operating and exploration expenditures; the ability to identify additional resources and reserves (if any) and exploit such resources and reserves on an economic basis; costs and timing of future exploration; use of proceeds from financings; the timing and ability of the Company to complete a feasibility study for the Pine Point Project; the ability of the Company to obtain any outstanding permits or approvals required for its operations; the timing and ability of the Company to advance the Pine Point Project and/or the Gaspé Copper Project towards a production decision (if at all); Osisko Metals' overall strategy to advance the Pine Point Project and the Gaspé Copper Project; the results of the 2022 PEA and the IRR, NPV and estimated costs, production, production rate and mine life for the Pine Point Project; the expectation that the Pine Point Project will be a robust operation and profitable at a variety of prices and assumptions; the MOU with NTPC outlining the process of negotiating future power supply from the Taltson hydroelectric grid and power purchase agreements; requirements for additional capital; government regulation of mining operations and mineral exploration activities; the significance (if any) of the Gaspé Copper Project and Pine Point Project being past producers and the results of such past production; the timing and ability to complete the Transaction on the terms contemplated (if at all); the ability of the Company to realize on the benefits of the Transaction; and the impact to the Company of the disposition of ownership interest and control in the Pine Point Project, which is a material property of the Company. These statements may involve risk, uncertainties and other factors that could cause actual results to differ materially from those expressed or implied by such forward-looking statements. Many factors could cause such differences, including: volatility in market metal prices; changes in foreign currency exchange rates and interest rates; unexpected variations in geological conditions of a property or erroneous geological data; environmental risks including increased regulatory constraints; unexpected adverse mining conditions; adverse political conditions; changes in government regulations and policies; the ability of exploration activities, including drilling, to accurately predict metallurgy; the preliminary nature of metallurgical test results; the accuracy of mineral resource estimates; delays in obtaining or failures to obtain required governmental, environmental or other project approvals; production costs; operating conditions being favourable; availability of equipment; positive relations with local groups; uncertainties relating to the availability and costs of financing needed in the future; changes in equity markets; inflation; fluctuations in commodity prices; delays in the development of the Pine Point Project and/or the Gaspé Copper Project; and the other risks involved in the mineral exploration and development industry.

Although Osisko Metals has attempted to identify important factors that could cause actual plans, actions, events or results to differ materially from those described in forward-looking statements, there may be other factors that cause plans, actions, events or results not to be as anticipated, estimated or intended. The forward-looking information contained herein is given as of the date of this MD&A and the Company disclaims any obligation to update any forward-looking information, whether as a result of new information, future events, or results, except as may be required by applicable securities laws. There can be no assurance that forward-looking statements will prove to be accurate, as actual plans, results and future events could differ materially from those anticipated in such statements. Accordingly, readers should not place undue reliance on forward-looking statements.

(Signed) Robert Wares

Robert Wares
Chairman and Chief Executive Officer

(Signed) Anthony Glavac

Anthony Glavac
Chief Financial Officer

March 26, 2024

Corporate Information

Head Office

1100 av. des Canadiens-de-Montréal
Suite 300
Montréal, Québec, Canada H3B 2S2
Tel.: (514) 861-4441
Web site: www.osiskometals.com

Directors

Robert Wares, Chairman
Jeff Hussey
Luc Lessard
Amy Satov
Donald Siemens
Cathy Singer
Peter Wright

Officers

Robert Wares, Chairman and Chief Executive Officer
Anthony Glavac, Chief Financial Officer
Ann Lamontagne, VP Environment and Sust. Development
Lili Mance, Corporate Secretary

Auditors

PricewaterhouseCoopers LLP/s.r.l./s.e.n.c.r.l.

Transfer Agent

TSX Trust Company

Exchange listing

TSX Venture Exchange: OM
Frankfurt Stock Exchange: OB5
OTCQX: OMZNF